

THE
OBSERVER'S HANDBOOK
FOR 1950

PUBLISHED BY

The Royal Astronomical
Society of Canada

C. A. CHANT, EDITOR
F. S. HOGG, ASSISTANT EDITOR
DAVID DUNLAP OBSERVATORY



FORTY-SECOND YEAR OF PUBLICATION

TORONTO
3 WILLCOCKS STREET
PRINTED FOR THE SOCIETY
BY THE UNIVERSITY OF TORONTO PRESS
1949

THE ROYAL ASTRONOMICAL SOCIETY OF CANADA

The Society was incorporated in 1890 as The Astronomical and Physical Society of Toronto, assuming its present name in 1903.

For many years the Toronto organization existed alone, but now the Society is national in extent, having active Centres in Montreal and Quebec, P.Q.; Ottawa, Toronto, Hamilton, London, Windsor, and Guelph, Ontario; Winnipeg, Man.; Saskatoon, Sask.; Edmonton, Alta.; Vancouver and Victoria, B.C. As well as nearly 1400 members of these Canadian Centres, there are nearly 500 members not attached to any Centre, mostly resident in other nations, while some 300 additional institutions or persons are on the regular mailing list of our publications. The Society publishes a monthly "Journal" and a yearly "Observer's Handbook". Single copies of the Journal are 50 cents, and of the Handbook, 40 cents.

Membership is open to anyone interested in astronomy. Annual dues, \$3.00; life membership, \$40.00. Publications are sent free to all members or may be subscribed for separately. Applications for membership or publications may be made to the General Secretary, 3 Willcocks St., Toronto.

JULIAN CALENDAR, 1950

J.D. 2,430,000 plus the following:

Jan. 1.....3283	May 1.....3403	Sep. 1.....3526
Feb. 1.....3314	Jun. 1.....3434	Oct. 1.....3556
Mar. 1.....3342	Jul. 1.....3464	Nov. 1.....3587
Apr. 1.....3373	Aug. 1.....3495	Dec. 1.....3617

The Julian Day commences at noon. Thus J.D. 2,433,283 = Jan. 1.5 G.C.T.

1950		CALENDAR				1950	
JANUARY		FEBRUARY		MARCH		APRIL	
Sun.	1 8 15 22 29	Sun.	5 12 19 26	Sun.	5 12 19 26	Sun.	2 9 16 23 30
Mon.	2 9 16 23 30	Mon.	6 13 20 27	Mon.	6 13 20 27	Mon.	3 10 17 24
Tues.	3 10 17 24 31	Tues.	7 14 21 28	Tues.	7 14 21 28	Tues.	4 11 18 25
Wed.	4 11 18 25	Wed.	1 8 15 22	Wed.	1 8 15 22 29	Wed.	5 12 19 26
Thur.	5 12 19 26	Thur.	2 9 16 23	Thur.	2 9 16 23 30	Thur.	6 13 20 27
Fri.	6 13 20 27	Fri.	3 10 17 24	Fri.	3 10 17 24 31	Fri.	7 14 21 28
Sat.	7 14 21 28	Sat.	4 11 18 25	Sat.	4 11 18 25	Sat.	1 8 15 22 29
MAY		JUNE		JULY		AUGUST	
Sun.	7 14 21 28	Sun.	4 11 18 25	Sun.	2 9 16 23 30	Sun.	6 13 20 27
Mon.	1 8 15 22 29	Mon.	5 12 19 26	Mon.	3 10 17 24 31	Mon.	7 14 21 28
Tues.	2 9 16 23 30	Tues.	6 13 20 27	Tues.	4 11 18 25	Tues.	1 8 15 22 29
Wed.	3 10 17 24 31	Wed.	7 14 21 28	Wed.	5 12 19 26	Wed.	2 9 16 23 30
Thu.	4 11 18 25	Thur.	1 8 15 22 29	Thur.	6 13 20 27	Thur.	3 10 17 24 31
Fri.	5 12 19 26	Fri.	2 9 16 23 30	Fri.	7 14 21 28	Fri.	4 11 18 25
Sat.	6 13 20 27	Sat.	3 10 17 24	Sat.	1 8 15 22 29	Sat.	5 12 19 26
SEPTEMBER		OCTOBER		NOVEMBER		DECEMBER	
Sun.	3 10 17 24	Sun.	1 8 15 22 29	Sun.	5 12 19 26	Sun.	3 10 17 24 31
Mon.	4 11 18 25	Mon.	2 9 16 23 30	Mon.	6 13 20 27	Mon.	4 11 18 25
Tues.	5 12 19 26	Tues.	3 10 17 24 31	Tues.	7 14 21 28	Tues.	5 12 19 26
Wed.	6 13 20 27	Wed.	4 11 18 25	Wed.	1 8 15 22 29	Wed.	6 13 20 27
Thur.	7 14 21 28	Thur.	5 12 19 26	Thur.	2 9 16 23 30	Thur.	7 14 21 28
Fri.	1 8 15 22 29	Fri.	6 13 20 27	Fri.	3 10 17 24	Fri.	1 8 15 22 29
Sat.	2 9 16 23 30	Sat.	7 14 21 28	Sat.	4 11 18 25	Sat.	2 9 16 23 30

THE
OBSERVER'S HANDBOOK
FOR 1950

PUBLISHED BY

The Royal Astronomical
Society of Canada

C. A. CHANT, EDITOR
F. S. HOGG, ASSISTANT EDITOR
DAVID DUNLAP OBSERVATORY



FORTY-SECOND YEAR OF PUBLICATION

TORONTO
3 WILLCOCKS STREET
PRINTED FOR THE SOCIETY
BY THE UNIVERSITY OF TORONTO PRESS

1949

CONTENTS

	PAGE
Calendar and Julian Day Calendar - - - -	Cover p. ii
Preface - - - - -	3
Anniversaries and Festivals - - - - -	3
Symbols and Abbreviations - - - - -	4
The Constellations - - - - -	5
Miscellaneous Astronomical Data - - - - -	6
Ephemeris of the Sun - - - - -	7
Solar and Sidereal Time - - - - -	8
Map of Standard Time Zones - - - - -	9
Times of Sunrise and Sunset - - - - -	10
Times of Beginning and Ending of Twilight - - - - -	17
Times of Moonrise and Moonset - - - - -	18
The Planets for 1950 - - - - -	24
Eclipses, 1950 - - - - -	29
The Sky and Astronomical Phenomena Month by Month - - - - -	30
Phenomena of Jupiter's Satellites - - - - -	54
Lunar Occultations, 1950 - - - - -	55
Meteors and Meteorites - - - - -	56, 80
Principal Elements of the Solar System - - - - -	58
Satellites of the Solar System - - - - -	59
Fields for Bright Variable Stars - - - - -	60
Representative Bright Variable Stars - - - - -	61
Double and Multiple Stars, with a short list - - - - -	62
The Brightest Stars, their magnitudes, types, proper motions, distances and radial velocities - - - - -	64
Clusters and Nebulae:	
Star Clusters - - - - -	72
Galactic Nebulae - - - - -	73
Extra-Galactic Nebulae - - - - -	74
Four Circular Star Maps - - - - -	75
Ephemeris for the Physical Observation of the Sun - - - - -	79

TABLES IN RECENT OBSERVER'S HANDBOOKS

Distances of the Stars—the Sun's Neighbours - - - - -	1941
Messier's List of Clusters and Nebulae - - - - -	1942
Meteorological Data: European and Asiatic - - - - -	1942
Canada and United States - - - - -	1946
List of Air Navigation Stars - - - - -	1947
Table of Precession for 50 Years - - - - -	1949

PREFACE

The HANDBOOK for 1950 is the 42nd issue. During the past decade its circulation has increased from 1500 to 5500. This year, for the third time, some advertisements of astronomical accessories are inserted. The Officers of the Society appreciate this assistance at the present time of financial difficulty.

Four circular star maps 9 inches in diameter at a price of one cent each, and a set of four maps plotted on equatorial co-ordinates at a price of ten cents, are obtainable from the Director of University Extension, University of Toronto, Toronto 5.

Celestial distances given herein are based on the standard value of 8".80 for the sun's parallax, not on the more recent value 8".790 determined by Sir Harold Jones. Among the recent additions are:

1. *Algol*. Olin J. Eggen's epoch 2432520.6303 and period 2.86731525d., as published in the *Astrophysical Journal*, 1948.

2. *Sunrise, sunset; moonrise, moonset*. The tables now include a wider range of latitude, taking in the southern states.

3. *Sun-spots*. A table of solar rotation numbers for observers of sun-spots, and an ephemeris for physical observations of the sun.

Dr. F. S. Hogg, the Assistant Editor, as in recent years, assumed the responsibility of preparing this volume and to him the chief credit of its success is due; but sincere thanks are tendered to all those names mentioned in the book. Our deep indebtedness to the British *Nautical Almanac* and the *American Ephemeris* is thankfully acknowledged.

C. A. CHANT.

David Dunlap Observatory,
Richmond Hill, Ont., November, 1949.

ANNIVERSARIES AND FESTIVALS 1950

New Year's Day	Sun. Jan. 1	Dominion Day	Sat. July 1
Epiphany	Fri. Jan. 6	Birthday of Queen Elizabeth (1900)	Fri. Aug. 4
Septuagesima Sunday	Feb. 5	Labour Day	Mon. Sep. 4
Quinquagesima (Shrove Sunday)	Feb. 19	Hebrew New Year (Rosh Hashanah)	Tue. Sep. 12
Ash Wednesday	Feb. 22	St. Michael (Michaelmas Day)	Fri. Sep. 29
St. David	Wed. Mar. 1	All Saints' Day	Wed. Nov. 1
St. Patrick	Fri. Mar. 17	Remembrance Day	Sat. Nov. 11
Palm Sunday	Apr. 2	St. Andrew	Thu. Nov. 30
Good Friday	Apr. 7	First Sunday in Advent.....	Dec. 3
Easter Sunday	Apr. 9	Accession of King George VI (1936)	Mon. Dec. 11
St. George	Sun. Apr. 23	Birthday of King George VI (1895)	Thu. Dec. 14
Rogation Sunday	May 14	Christmas Day	Mon. Dec. 25
Ascension Day	Thu. May 18		
Empire Day (Victoria Day)	Wed. May 24		
Birthday of the Queen Mother, Mary (1867)	Fri. May 26		
Pentecost (Whit Sunday).....	May 28		
Trinity Sunday	June 4		
Corpus Christi	Thu. June 8		
St. John Baptist (Mid-summer Day)	Sat. June 24	Thanksgiving Day, Date set by Proclamation.	

SYMBOLS AND ABBREVIATIONS

SIGNS OF THE ZODIAC

♈ Aries..... 0°	♌ Leo.....120°	♐ Sagittarius...240°
♉ Taurus30°	♍ Virgo150°	♑ Capricornus...270°
♊ Gemini60°	♎ Libra.....180°	♒ Aquarius.....300°
♋ Cancer.....90°	♏ Scorpio210°	♓ Pisces.....330°

SUN, MOON AND PLANETS

☉ The Sun.	☾ The Moon generally.	♃ Jupiter.
☾ New Moon.	☿ Mercury.	♄ Saturn.
☽ Full Moon.	♀ Venus.	♅ or ♁ Uranus.
☾ First Quarter	♁ Earth.	♆ Neptune.
☾ Last Quarter.	♂ Mars.	♇ Pluto

ASPECTS AND ABBREVIATIONS

♌ Conjunction, or having the same Longitude or Right Ascension.
 ♍ Opposition, or differing 180° in Longitude or Right Ascension.
 ☐ Quadrature, or differing 90° in Longitude or Right Ascension.
 ♊ Ascending Node; ♋ Descending Node.
 α or A. R., Right Ascension; δ Declination.
 h, m, s, Hours, Minutes, Seconds of Time.
 ° ' " , Degrees, Minutes, Seconds of Arc.

THE GREEK ALPHABET

Α, α, Alpha.	Ι, ι, Iota.	Ρ, ρ, Rho.
Β, β, Beta.	Κ, κ, Kappa.	Σ, σ, ς, Sigma.
Γ, γ, Gamma.	Λ, λ, Lambda.	Τ, τ, Tau.
Δ, δ, Delta.	Μ, μ, Mu.	Υ, υ, Upsilon.
Ε, ε, Epsilon.	Ν, ν, Nu.	Φ, φ, Phi.
Ζ, ζ, Zeta.	Ξ, ξ, Xi.	Χ, χ, Chi.
Η, η, Eta.	Ο, ο, Omicron.	Ψ, ψ, Psi.
Θ, θ, θ, Theta.	Π, π, Pi.	Ω, ω, Omega.

THE CONFIGURATIONS OF JUPITER'S SATELLITES

In the Configurations of Jupiter's Satellites (pages 31, 33, etc.), O represents the disc of the planet, d signifies that the satellite is on the disc, * signifies that the satellite is behind the disc or in the shadow. Configurations are for an inverting telescope.

THE CONSTELLATIONS

LATIN AND ENGLISH NAMES WITH ABBREVIATIONS

Andromeda, (<i>Chained Maiden</i>)	And	Andr	Leo, <i>Lion</i>	Leo	Leon
Antlia, <i>Air Pump</i>	Ant	Antl	Leo Minor, <i>Lesser Lion</i>	LMin	LMin
Apus, <i>Bird of Paradise</i>	Apus	Apus	Lepus, <i>Hare</i>	Lep	Leps
Aquarius, <i>Water-bearer</i>	Aqr	Aqar	Libra, <i>Scales</i>	Lib	Libr
Aquila, <i>Eagle</i>	Aql	Aqil	Lupus, <i>Wolf</i>	Lup	Lupi
Ara, <i>Altar</i>	Ara	Arae	Lynx, <i>Lynx</i>	Lyn	Lync
Aries, <i>Ram</i>	Ari	Arie	Lyra, <i>Lyre</i>	Lyr	Lyra
Auriga, (<i>Charioteer</i>)	Aur	Auri	Mensa, <i>Table (Mountain)</i>	Men	Mens
Bootes, (<i>Herdsmen</i>)	Boo	Boot	Microscopium, <i>Microscope</i>	Mic	Micr
Caelum, <i>Chisel</i>	Cae	Cael	Monoceros, <i>Unicorn</i>	Mon	Mono
Camelopardalis, <i>Giraffe</i>	Cam	Caml	Musca, <i>Fly</i>	Mus	Musc
Cancer, <i>Crab</i>	Cnc	Canc	Norma, <i>Square</i>	Nor	Norm
Canes Venatici, <i>Hunting Dogs</i>	CVn	CVen	Octans, <i>Octant</i>	Oct	Octn
Canis Major, <i>Greater Dog</i>	CMa	CMaj	Ophiuchus, <i>Serpent-bearer</i>	Oph	Ophi
Canis Minor, <i>Lesser Dog</i>	CMi	CMin	Orion, (<i>Hunter</i>)	Ori	Orio
Capricornus, <i>Sea-goat</i>	Cap	Capr	Pavo, <i>Peacock</i>	Pav	Pavo
Carina, <i>Keel</i>	Car	Cari	Pegasus, (<i>Winged Horse</i>)	Peg	Pegs
Cassiopeia, (<i>Lady in Chair</i>)	Cas	Cass	Perseus, (<i>Champion</i>)	Per	Pers
Centaurus, <i>Centaur</i>	Cen	Cent	Phoenix, <i>Phoenix</i>	Phe	Phoe
Cepheus, (<i>King</i>)	Cep	Ceph	Pictor, <i>Painter</i>	Pic	Pict
Cetus, <i>Whale</i>	Cet	Ceti	Pisces, <i>Fishes</i>	Psc	Pisc
Chamaeleon, <i>Chamaeleon</i>	Cha	Cham	Piscis Australis, <i>Southern Fish</i>	PsA	PscA
Circinus, <i>Compasses</i>	Cir	Circ	Puppis, <i>Poop</i>	Pup	Pupp
Columba, <i>Dove</i>	Col	Colm	Pyxis, <i>Compass</i>	Pyx	Pyxi
Coma Berenices, <i>Berenice's Hair</i>	Com	Coma	Reticulum, <i>Net</i>	Ret	Reti
Corona Australis, <i>Southern Crown</i>	CrA	CorA	Sagitta, <i>Arrow</i>	Sge	Sgte
Corona Borealis, <i>Northern Crown</i>	CrB	CorB	Sagittarius, <i>Archer</i>	Sgr	Sgtr
Corvus, <i>Crow</i>	Crv	Corv	Scorpius, <i>Scorpion</i>	Scr	Scor
Crater, <i>Cup</i>	Crt	Crat	Sculptor, <i>Sculptor</i>	Scl	Scul
Crux, (<i>Southern</i>) <i>Cross</i>	Cruc	Cruc	Scutum, <i>Shield</i>	Sct	Scut
Cygnus, <i>Swan</i>	Cyg	Cygn	Serpens, <i>Serpent</i>	Ser	Serp
Delphinus, <i>Dolphin</i>	Del	Dlph	Sextans, <i>Sextant</i>	Sex	Sext
Dorado, <i>Swordfish</i>	Dor	Dora	Taurus, <i>Bull</i>	Tau	Taur
Draco, <i>Dragon</i>	Dra	Drac	Telescopium, <i>Telescope</i>	Tel	Tele
Equuleus, <i>Little Horse</i>	Equ	Equl	Triangulum, <i>Triangle</i>	Tri	Tria
Eridanus, <i>River Eridanus</i>	Eri	Erid	Triangulum Australe, <i>Southern Triangle</i>	TrA	TrAu
Fornax, <i>Furnace</i>	For	Forn	Tucana, <i>Toucan</i>	Tuc	Tucn
Gemini, <i>Twins</i>	Gem	Gemi	Ursa Major, <i>Greater Bear</i>	UMaj	UMaj
Grus, <i>Crane</i>	Gru	Grus	Ursa Minor, <i>Lesser Bear</i>	UMin	UMin
Hercules, (<i>Kneeling Giant</i>)	Her	Herc	Vela, <i>Sails</i>	Vel	Velr
Horologium, <i>Clock</i>	Hor	Horo	Virgo, <i>Virgin</i>	Vir	Virg
Hydra, <i>Water-snake</i>	Hya	Hyda	Volans, <i>Flying Fish</i>	Vol	Voln
Hydrus, <i>Sea-serpent</i>	Hyd	Hydi	Vulpecula, <i>Fox</i>	Vul	Vulp
Indus, <i>Indian</i>	Ind	Indi			
Lacerta, <i>Lizard</i>	Lac	Lacr			

The 4-letter abbreviations are intended to be used in cases where a maximum saving of space is not necessary.

MISCELLANEOUS ASTRONOMICAL DATA

UNITS OF LENGTH

1 Angstrom unit	=	10^{-8} cm.
1 micron	=	10^{-4} cm.
1 meter	=	10^3 cm. = 3.28084 feet
1 kilometer	=	10^5 cm. = 0.62137 miles
1 mile	=	1.60935×10^5 cm. = 1.60935 km.
1 astronomical unit	=	1.49504×10^{13} cm. = 92,897,416 miles
1 light year	=	9.463×10^{17} cm. = 5.880×10^{12} miles = 0.3069 parsecs
1 parsec	=	30.84×10^{17} cm. = 19.16×10^{12} miles = 3.259 l.y.
1 megaparsec	=	30.84×10^{22} cm. = 19.16×10^{18} miles = 3.259×10^6 l.y.

UNITS OF TIME

Sidereal day	=	23h 56m 04.09s of mean solar time
Mean solar day	=	24h 03m 56.56s of sidereal time
Synodical month	=	29d 12h 44m; sidereal month = 27d 07h 43m
Tropical year (ordinary)	=	365d 05h 48m 46s
Sidereal year	=	365d 06h 09m 10s
Eclipse year	=	346d 14h 53m

THE EARTH

Equatorial radius, a	=	3963.35 miles; flattening, $c = (a - b)/a = 1/297.0$
Polar radius, b	=	3950.01 miles
1° of latitude	=	69.057 - 0.349 cos 2 ϕ miles (at latitude ϕ)
1° of longitude	=	69.232 cos ϕ - 0.0584 cos 3 ϕ miles
Mass of earth	=	6.6×10^{21} tons; velocity of escape from $\oplus = 6.94$ miles/sec.

EARTH'S ORBITAL MOTION

Solar parallax	=	8."80; constant of aberration = 20."47
Annual general precession	=	50."26; obliquity of ecliptic = 23° 26' 50" (1939)
Orbital velocity	=	18.5 miles/sec.; parabolic velocity at $\oplus = 26.2$ miles/sec.

SOLAR MOTION

Solar apex, R.A.	=	18h 04m; Dec. + 31°
Solar velocity	=	12.2 miles/sec.

THE GALACTIC SYSTEM

North pole of galactic plane	R.A.	=	12h 40m, Dec. + 28° (1900)
Centre, 325° galactic longitude,	=	R.A.	17h 24m, Dec. - 30°
Distance to centre	=	10,000 parsecs; diameter = 30,000 parsecs.	
Rotational velocity (at sun)	=	262 km./sec.	
Rotational period (at sun)	=	2.2×10^8 years	
Mass	=	2×10^{11} solar masses	

EXTRAGALACTIC NEBULAE

Red shift	=	+530 km./sec./megaparsec = +101 miles/sec./million l.y.
-----------	---	---

RADIATION CONSTANTS

Velocity of light	=	299,774 km./sec. = 186,271 miles/sec.
Solar constant	=	1.93 gram calories/square cm./minute
Light ratio for one magnitude	=	2.512; log ratio = 0.4000
Radiation from a star of zero apparent magnitude	=	3×10^{-6} meter candles
Total energy emitted by a star of zero absolute magnitude	=	5×10^{26} horsepower

MISCELLANEOUS

Constant of gravitation, G	=	6.670×10^{-8} c.g.s. units
Mass of the electron, m	=	9.035×10^{-28} gm.; mass of the proton = 1.662×10^{-24} gm
Planck's constant, h	=	6.55×10^{-27} erg. sec.
Loschmidt's number	=	2.705×10^{19} molecules/cu. cm. of gas at N.T.P.
Absolute temperature	=	$T^\circ \text{K} = T^\circ \text{C} + 273^\circ = 5/9 (T^\circ \text{F} + 459^\circ)$
1 radian	=	57°.2958 $\pi = 3.141,592,653,6$
	=	3437'.75 No. of square degrees in the sky
	=	206,265" = 41,253

1950 EPHEMERIS OF THE SUN AT 0h GREENWICH CIVIL TIME

Date 1950	Apparent R.A.			Corr. to Sun-dial		Apparent Dec.		Date 1950	Apparent R.A.			Corr. to Sun-dial		Apparent Dec.	
	h	m	s	m	s	°	'		h	m	s	m	s	°	'
Jan. 1	18	43	32	+03	14	-23	04.2	Jul. 3	06	45	42	+03	54	+23	01.9
4	18	56	46	+04	38	-22	48.4	6	06	58	04	+04	26	+22	46.6
7	19	09	56	+05	59	-22	28.5	9	07	10	23	+04	56	+22	27.7
10	19	23	02	+07	15	-22	04.6	12	07	22	39	+05	22	+22	05.4
13	19	36	04	+08	27	-21	36.8	15	07	34	51	+05	44	+21	39.6
16	19	49	00	+09	33	-21	05.2	18	07	46	58	+06	02	+21	10.4
19	20	01	50	+10	34	-20	30.0	21	07	59	01	+06	15	+20	38.1
22	20	14	33	+11	27	-19	51.3	24	08	10	58	+06	22	+20	02.6
25	20	27	09	+12	14	-19	09.3	27	08	22	50	+06	25	+19	24.1
28	20	39	38	+12	53	-18	24.1	30	08	34	36	+06	22	+18	42.8
31	20	52	00	+13	25	-17	36.0								
Feb. 3	21	04	14	+13	50	-16	45.0	Aug. 2	08	46	18	+06	13	+17	58.6
6	21	16	21	+14	07	-15	51.5	5	08	57	53	+05	59	+17	11.9
9	21	28	21	+14	17	-14	55.4	8	09	09	24	+05	40	+16	22.6
12	21	40	14	+14	20	-13	57.1	11	09	20	49	+05	16	+15	30.9
15	21	52	00	+14	17	-12	56.7	14	09	32	10	+04	46	+14	37.0
18	22	03	39	+14	06	-11	54.4	17	09	43	25	+04	12	+13	41.0
21	22	15	12	+13	50	-10	50.4	20	09	54	36	+03	33	+12	43.0
24	22	26	39	+13	27	-09	44.9	23	10	05	42	+02	49	+11	43.3
27	22	38	01	+12	59	-08	38.1	26	10	16	43	+02	02	+10	41.9
								29	10	27	42	+01	10	+09	38.9
Mar. 2	22	49	17	+12	26	-07	30.2	Sep. 1	10	38	37	+00	15	+08	34.6
5	23	00	29	+11	48	-06	21.3	4	10	49	29	-00	42	+07	29.0
8	23	11	37	+11	06	-05	11.6	7	11	00	19	-01	42	+06	22.4
11	23	22	41	+10	21	-04	01.3	10	11	11	07	-02	43	+05	14.7
14	23	33	43	+09	33	-02	50.5	13	11	21	54	-03	45	+04	06.3
17	23	44	42	+08	42	-01	39.5	16	11	32	41	-04	49	+02	57.2
20	23	55	39	+07	50	-00	28.3	19	11	43	26	-05	53	+01	47.6
23	00	06	35	+06	56	+00	42.9	22	11	54	12	-06	57	+00	37.7
26	00	17	31	+05	02	+01	53.8	25	12	04	59	-08	00	-00	32.4
29	00	28	25	+05	07	+03	04.3	28	12	15	47	-09	01	-01	42.5
Apr. 1	00	39	20	+04	12	+04	14.2	Oct. 1	12	26	36	-10	01	-02	52.6
4	00	50	16	+03	18	+05	23.5	4	12	37	29	-10	59	-04	02.3
7	01	01	13	+02	26	+06	31.8	7	12	48	24	-11	53	-05	11.7
10	01	12	12	+01	35	+07	39.3	10	12	59	23	-12	43	-06	20.5
13	01	23	14	+00	47	+08	45.5	13	13	10	27	-13	30	-07	28.6
16	01	34	18	+00	02	+09	50.5	16	13	21	34	-14	12	-08	35.7
19	01	45	26	-00	40	+10	54.0	19	13	32	47	-14	49	-09	41.7
22	01	56	37	-01	19	+11	55.9	22	13	44	05	-15	20	-10	46.4
25	02	07	52	-01	53	+12	56.0	25	13	55	29	-15	46	-11	49.7
28	02	19	11	-02	24	+13	54.2	28	13	06	59	-16	05	-12	51.4
								31	14	18	36	-16	18	-13	51.2
May 1	02	30	35	-02	50	+14	50.3	Nov. 3	14	30	21	-16	24	-14	49.1
4	02	42	03	-03	11	+15	44.2	6	14	42	12	-16	22	-15	44.8
7	02	53	36	-03	27	+16	35.7	9	14	54	11	-16	12	-16	38.3
10	03	05	15	-03	39	+17	24.8	12	15	06	18	-15	55	-17	29.1
13	03	16	59	-03	44	+18	11.3	15	15	18	33	-15	30	-18	17.3
16	03	28	48	-03	45	+18	55.1	18	15	30	54	-14	58	-19	02.5
19	03	40	42	-03	40	+19	35.9	21	15	43	24	-14	18	-19	44.7
22	03	52	42	-03	31	+20	13.8	24	15	56	00	-13	32	-20	23.7
25	04	04	46	-03	16	+20	48.6	27	16	08	43	-12	38	-20	59.2
28	04	16	54	-02	58	+21	20.1	30	16	21	33	-11	38	-21	31.3
31	04	29	06	-02	35	+21	48.3								
Jun. 3	04	41	22	-02	09	+22	13.1	Dec. 3	16	34	30	-10	31	-21	59.6
6	04	53	42	-01	39	+22	34.4	6	16	47	32	-09	19	-22	24.2
9	05	06	05	-01	06	+22	52.2	9	17	00	39	-08	01	-22	44.8
12	05	18	30	-00	30	+23	06.3	12	17	13	50	-06	40	-23	01.4
15	05	30	57	+00	07	+23	16.8	15	17	27	05	-05	15	-23	13.9
18	05	43	25	+00	46	+23	23.6	18	17	40	22	-03	48	-23	22.3
21	05	55	54	+01	25	+23	26.7	21	17	53	40	-02	19	-23	26.4
24	06	08	23	+02	04	+23	26.0	24	18	06	59	-00	49	-23	26.3
27	06	20	51	+02	43	+23	21.7	27	18	20	18	+00	40	-23	22.0
30	06	33	17	+03	19	+23	13.6	30	18	33	36	+02	08	-23	13.4

SOLAR AND SIDEREAL TIME

In practical astronomy three different kinds of time are used, while in ordinary life we use a fourth.

1. *Apparent Time*—By apparent noon is meant the moment when the sun is on the meridian, and apparent time is measured by the distance in degrees that the sun is east or west of the meridian. Apparent time is given by the sun-dial.

2. *Mean Time*—The interval between apparent noon on two successive days is not constant, and a clock cannot be constructed to keep apparent time. For this reason *mean time* is used. The length of a mean day is the average of all the apparent days throughout the year. The *real sun* moves about the ecliptic in one year; an imaginary *mean sun* is considered as moving uniformly around the celestial equator in one year. The difference between the times that the real sun and the mean sun cross the meridian is the *equation of time*. Or, in general, *Apparent Time*—*Mean Time* = *Equation of Time*. This is the same as *Correction to Sun-dial* on page 7, with the sign reversed.

3. *Sidereal Time*—This is time as determined from the stars. It is sidereal noon when the Vernal Equinox or First of Aries is on the meridian. In accurate time-keeping the moment when a star is on the meridian is observed and the corresponding mean time is then computed with the assistance of the Nautical Almanac. When a telescope is mounted equatorially the position of a body in the sky is located by means of the sidereal time.

4. *Standard Time*—In everyday life we use still another kind of time. A moment's thought will show that in general two places will not have the same mean time; indeed, difference in longitude between two places is determined from their difference in time. But in travelling it is very inconvenient to have the time varying from station to station. For the purpose of facilitating transportation the system of *Standard Time* was introduced in 1883. Within a certain belt approximately 15° wide, all the clocks show the same time, and in passing from one belt to the next the hands of the clock are moved forward or backward one hour.

In Canada we have six standard time belts, as follows;—60th meridian or Atlantic Time, 4h. slower than Greenwich; 75th meridian or Eastern Time, 5h.; 90th meridian or Central Time, 6h.; 105th meridian or Mountain Time, 7h.; 120th meridian or Pacific Time, 8h.; and 135th meridian or Yukon Time, 9h. slower than Greenwich.

The boundaries of the time belts are shown on the map on page 9.

Daylight Saving Time is the standard time of the next zone eastward. It is adopted in many places between certain specified dates during the summer.

MAP OF STANDARD TIME ZONES



TIMES OF SUNRISE AND SUNSET

In the tables on pages 11 to 16 are given the times of sunrise and sunset for places in latitudes 32°, 36°, 40°, 44°, 46°, 48°, 50°, and 52°. The times are given in Local Mean Time, and in the table below are given corrections to change from Local Mean to Standard Time for the cities and towns named.

The time of sunrise and sunset at a given place, in local mean time, varies from day to day, and depends principally upon the declination of the sun. Variations in the equation of time, the apparent diameter of the sun and atmospheric refraction at the points of sunrise and sunset also affect the final result. These quantities, as well as the solar declination, do not have precisely the same values on corresponding days from year to year, and so the table gives only approximately average values. The times are for the rising and setting of the upper limb of the sun, and are corrected for refraction. It must also be remembered that these times are computed for the sea horizon, which is only approximately realised on land surfaces.

The Standard Times for Any Station

In order to find the time of sunrise and sunset for any place on any day, first from the list below find the approximate latitude of the place and the correction, in minutes, which follows the name. Then find in the monthly table the local time of sunrise and sunset for the proper latitude, on the desired day, and apply the correction to get the Standard Time.

CANADIAN CITIES AND TOWNS						AMERICAN CITIES		
	Lat.	Cor.		Lat.	Cor.		Lat.	Cor.
Belleville	44	+ 09	Peterborough	44	+ 13	Atlanta	34	+ 37
Brandon	50	+ 40	Port Arthur	48	+ 37	Baltimore	39	+ 06
Brantford	43	+ 21	Prince Albert	53	+ 03	Birmingham	34	- 13
Calgary	51	+ 36	Prince Rupert	54	+ 41	Boston	42	- 16
Charlottetown	46	+ 13	Quebec	47	- 15	Buffalo	43	+ 15
Chatham	42	+ 29	Regina	50	- 02	Chicago	42	- 10
Cornwall	45	- 01	St. Catharines	43	+ 17	Cincinnati	39	+ 38
Dawson	64	+ 18	St. Hyacinthe	46	- 09	Cleveland	42	+ 26
Edmonton	54	+ 34	St. John, N.B.	45	+ 24	Dallas	33	+ 27
Fort William	48	+ 57	St. John's, Nfld.	48	00	Denver	40	00
Fredericton	46	+ 26	St. Thomas	43	+ 25	Detroit	42	+ 32
Galt	43	+ 21	Sarnia	43	+ 30	Fairbanks	65	- 10
Glace Bay	46	00	Saskatoon	52	+ 07	Indianapolis	40	- 15
Granby	45	- 09	Sault Ste. Marie	47	+ 37	Juneau	58	- 02
Guelph	44	+ 21	Shawinigan Falls	47	- 09	Kansas City	39	+ 18
Halifax	45	+ 15	Sherbrooke	45	- 13	Los Angeles	34	- 07
Hamilton	43	+ 19	Stratford	43	+ 24	Louisville	38	- 17
Hull	45	+ 03	Sudbury	47	+ 24	Memphis	35	00
Kingston	44	+ 06	Sydney	46	+ 01	Milwaukee	43	- 09
Kitchener	43	+ 22	Timmins	48	+ 26	Minneapolis	45	+ 13
London	43	+ 25	Toronto	44	+ 18	New Orleans	30	00
Medicine Hat	50	+ 23	Three Rivers	46	- 10	New York	41	- 04
Moncton	46	+ 19	Trail	49	- 09	Omaha	41	+ 24
Montreal	45	- 06	Truro	45	+ 13	Philadelphia	40	+ 01
Moose Jaw	50	+ 02	Vancouver	49	+ 12	Pittsburgh	40	+ 20
Niagara Falls	43	+ 16	Victoria	48	+ 14	Portland	46	+ 11
North Bay	46	+ 18	Windsor	42	+ 32	St. Louis	39	+ 01
Oshawa	44	+ 15	Winnipeg	50	+ 29	San Francisco	38	+ 10
Ottawa	45	+ 03	Woodstock	43	+ 23	Seattle	48	+ 09
Owen Sound	45	+ 24	Yellowknife	63	+ 37	Washington	39	+ 08

Example—Find the time of sunrise at Owen Sound, on February 12.

In the above list Owen Sound is under "45°", and the correction is + 24 min. On page 11 the time of sunrise on February 12 for latitude 45° is 7.07; add 24 min. and we get 7.31 (Eastern Standard Time).

DATE	Latitude 32°		Latitude 36°		Latitude 40°		Latitude 44°		Latitude 46°		Latitude 48°		Latitude 50°		Latitude 52°	
	Sunrise	Sunset	Sunrise	Sunset	Sunrise	Sunset	Sunrise	Sunset	Sunrise	Sunset	Sunrise	Sunset	Sunrise	Sunset	Sunrise	Sunset
	h	m	h	m	h	m	h	m	h	m	h	m	h	m	h	m
1	7 01	5 07	7 11	4 57	7 22	4 45	7 35	4 32	7 42	4 25	7 50	4 17	7 59	4 08	8 08	3 59
3	7 01	5 08	7 11	4 58	7 23	4 47	7 35	4 34	7 42	4 26	7 50	4 19	7 59	4 10	8 08	4 01
5	7 01	5 10	7 12	5 00	7 23	4 49	7 35	4 36	7 42	4 29	7 50	4 21	7 58	4 13	8 07	4 03
7	7 02	5 11	7 11	5 02	7 22	4 50	7 35	4 38	7 42	4 31	7 49	4 23	7 58	4 15	8 06	4 06
9	7 02	5 13	7 11	5 04	7 22	4 52	7 34	4 40	7 41	4 33	7 49	4 26	7 57	4 18	8 05	4 08
11	7 02	5 15	7 11	5 06	7 22	4 54	7 34	4 42	7 40	4 36	7 48	4 28	7 56	4 20	8 05	4 11
13	7 01	5 16	7 11	5 08	7 21	4 56	7 33	4 45	7 39	4 39	7 47	4 31	7 55	4 23	8 03	4 14
15	7 01	5 18	7 10	5 10	7 20	4 58	7 32	4 48	7 38	4 41	7 45	4 34	7 54	4 26	8 01	4 18
17	7 01	5 20	7 10	5 12	7 20	5 00	7 30	4 44	7 37	4 44	7 44	4 37	7 52	4 29	7 59	4 21
19	7 00	5 22	7 09	5 14	7 19	5 02	7 29	4 53	7 35	4 46	7 42	4 39	7 50	4 32	7 57	4 24
21	6 59	5 24	7 08	5 15	7 18	5 05	7 28	4 55	7 34	4 48	7 40	4 42	7 48	4 35	7 56	4 27
23	6 59	5 26	7 07	5 17	7 15	5 08	7 26	4 57	7 32	4 51	7 39	4 45	7 46	4 38	7 54	4 31
25	6 58	5 27	7 06	5 19	7 14	5 10	7 25	5 00	7 31	4 54	7 37	4 48	7 44	4 41	7 51	4 35
27	6 57	5 29	7 05	5 21	7 12	5 13	7 24	5 02	7 29	4 57	7 35	4 51	7 42	4 45	7 48	4 38
29	6 56	5 31	7 04	5 23	7 11	5 15	7 22	5 05	7 27	5 00	7 33	4 54	7 39	4 48	7 46	4 42
31	6 55	5 33	7 02	5 25	7 10	5 17	7 19	5 08	7 24	5 03	7 30	4 57	7 36	4 51	7 43	4 45
2	6 58	5 35	7 00	5 27	7 08	5 20	7 17	5 11	7 22	5 06	7 27	5 00	7 33	4 55	7 39	4 49
4	6 52	5 37	6 59	5 29	7 06	5 22	7 15	5 13	7 20	5 09	7 25	5 04	7 30	4 58	7 35	4 53
6	6 50	5 38	6 57	5 32	7 04	5 25	7 13	5 16	7 18	5 11	7 22	5 07	7 27	5 02	7 32	4 56
8	6 49	5 40	6 55	5 34	7 02	5 27	7 10	5 19	7 15	5 14	7 20	5 10	7 24	5 05	7 29	5 00
10	6 47	5 42	6 53	5 36	7 00	5 29	7 08	5 22	7 13	5 17	7 17	5 13	7 21	5 08	7 25	5 03
12	6 45	5 44	6 51	5 38	6 59	5 31	7 05	5 24	7 09	5 20	7 14	5 16	7 17	5 12	7 21	5 07
14	6 44	5 45	6 49	5 40	6 55	5 34	7 03	5 27	7 06	5 23	7 10	5 19	7 14	5 15	7 18	5 10
16	6 42	5 47	6 47	5 42	6 53	5 36	7 00	5 30	7 02	5 26	7 06	5 23	7 10	5 19	7 14	5 14
18	6 40	5 49	6 45	5 44	6 50	5 39	6 57	5 33	6 59	5 29	7 03	5 26	7 07	5 22	7 11	5 18
20	6 38	5 50	6 43	5 46	6 48	5 41	6 54	5 35	6 56	5 32	6 59	5 29	7 03	5 26	7 07	5 22
22	6 36	5 52	6 40	5 48	6 45	5 43	6 50	5 38	6 53	5 35	6 56	5 32	6 59	5 29	7 02	5 26
24	6 33	5 54	6 38	5 50	6 42	5 45	6 47	5 40	6 49	5 38	6 52	5 35	6 55	5 32	6 58	5 30
26	6 31	5 55	6 35	5 52	6 39	5 47	6 44	5 43	6 46	5 41	6 49	5 38	6 51	5 36	6 53	5 33
28	6 29	5 57	6 33	5 54	6 36	5 49	6 40	5 46	6 43	5 44	6 45	5 41	6 47	5 39	6 49	5 31

January

February

DATE	Latitude 32°			Latitude 36°			Latitude 40°			Latitude 44°			Latitude 46°			Latitude 48°			Latitude 50°			Latitude 52°											
	h	m	s	h	m	s	h	m	s	h	m	s	h	m	s	h	m	s	h	m	s	h	m	s	h	m	s						
March	2	6	27	5	58	6	30	5	55	6	33	5	52	6	37	5	48	6	39	5	46	6	41	5	44	6	43	5	42	6	46	5	40
	4	6	24	6	00	6	27	5	57	6	30	5	54	6	34	5	51	6	36	5	49	6	37	5	47	6	39	5	46	6	41	5	44
	6	6	22	6	01	6	24	5	59	6	27	5	57	6	30	5	54	6	32	5	52	6	33	5	51	6	35	5	49	6	37	5	47
	8	6	19	6	03	6	22	6	01	6	24	5	59	6	26	5	56	6	28	5	55	6	29	5	54	6	31	5	53	6	32	5	51
	10	6	17	6	04	6	19	6	03	6	21	6	01	6	23	5	59	6	24	5	58	6	25	5	57	6	26	5	56	6	28	5	55
	12	6	14	6	06	6	17	6	04	6	18	6	03	6	19	6	02	6	20	6	01	6	21	6	00	6	22	5	59	6	23	5	58
	14	6	12	6	07	6	14	6	06	6	15	6	05	6	15	6	04	6	16	6	03	6	17	6	03	6	18	6	02	6	19	6	02
	16	6	09	6	09	6	11	6	07	6	12	6	07	6	12	6	07	6	13	6	06	6	13	6	06	6	14	6	05	6	14	6	05
	18	6	07	6	10	6	08	6	10	6	08	6	09	6	08	6	09	6	09	6	09	6	09	6	09	6	10	6	09	6	10	6	09
	20	6	04	6	11	6	06	6	11	6	05	6	11	6	05	6	11	6	03	6	11	6	05	6	12	6	05	6	12	6	05	6	12
April	22	6	02	6	13	6	03	6	13	6	02	6	13	6	02	6	14	6	02	6	14	6	01	6	15	6	01	6	15	6	00	6	15
	24	5	59	6	14	6	00	6	15	5	58	6	15	5	58	6	16	5	58	6	16	5	57	6	18	5	57	6	18	5	55	6	19
	26	5	57	6	16	5	57	6	16	5	56	6	17	5	55	6	19	5	54	6	19	5	54	6	20	5	52	6	21	5	51	6	22
	28	5	54	6	17	5	54	6	18	5	52	6	19	5	51	6	21	5	50	6	22	5	49	6	23	5	48	6	24	5	46	6	26
	30	5	51	6	18	5	51	6	19	5	49	6	21	5	48	6	23	5	46	6	24	5	45	6	25	5	43	6	27	5	41	6	29
	1	5	49	6	20	5	48	6	21	5	46	6	23	5	44	6	25	5	42	6	27	5	41	6	28	5	39	6	30	5	37	6	32
	3	5	46	6	21	5	45	6	22	5	43	6	25	5	40	6	28	5	38	6	29	5	37	6	31	5	35	6	33	5	32	6	36
	5	5	44	6	22	5	42	6	24	5	40	6	27	5	37	6	30	5	35	6	33	5	32	6	30	5	30	6	36	5	28	6	39
	7	5	41	6	24	5	40	6	26	5	36	6	29	5	33	6	33	5	31	6	35	5	28	6	37	5	26	6	40	5	23	6	43
	9	5	39	6	25	5	37	6	28	5	33	6	31	5	29	6	33	5	27	6	38	5	24	6	40	5	21	6	43	5	19	6	46
April	11	5	36	6	26	5	34	6	29	5	30	6	33	5	25	6	38	5	23	6	40	5	20	6	43	5	17	6	46	5	14	6	49
	13	5	34	6	28	5	32	6	31	5	27	6	35	5	22	6	40	5	19	6	43	5	16	6	46	5	13	6	49	5	10	6	52
	15	5	32	6	29	5	29	6	32	5	24	6	38	5	19	6	43	5	16	6	46	5	13	6	49	5	09	6	52	5	06	6	56
	17	5	29	6	30	5	26	6	35	5	21	6	40	5	15	6	45	5	12	6	48	5	09	6	52	5	05	6	56	5	01	6	59
	19	5	27	6	32	5	24	6	37	5	18	6	42	5	12	6	48	5	09	6	51	5	05	6	55	5	01	6	59	4	56	7	02
	21	5	25	6	33	5	21	6	38	5	15	6	44	5	09	6	50	5	05	6	54	5	01	6	58	4	57	7	02	4	52	7	06
	23	5	23	6	35	5	18	6	40	5	12	6	46	5	06	6	53	5	02	6	56	4	54	7	01	4	53	7	05	4	48	7	09
	25	5	20	6	36	5	16	6	41	5	09	6	48	5	02	6	55	4	58	6	59	4	54	7	03	4	49	7	08	4	44	7	13
	27	5	18	6	37	5	13	6	43	5	07	6	50	4	59	6	57	4	55	7	01	4	51	7	06	4	45	7	11	4	40	7	16
	29	5	16	6	39	5	11	6	44	5	04	6	52	4	56	7	00	4	52	7	04	4	47	7	08	4	42	7	14	4	36	7	20

DATE	Latitude 32°		Latitude 36°		Latitude 40°		Latitude 44°		Latitude 46°		Latitude 48°		Latitude 50°		Latitude 52°		
	h	m	h	m	h	m	h	m	h	m	h	m	h	m	h	m	h
May	1	5 14	6 40	5 09	6 46	5 02	6 53	4 53	7 02	4 49	7 06	4 44	7 11	4 38	7 17	4 32	7 23
	2	5 13	6 42	5 07	6 48	4 59	6 56	4 50	7 04	4 46	7 09	4 40	7 14	4 34	7 20	4 28	7 26
	3	5 11	6 43	5 05	6 49	4 56	6 58	4 47	7 07	4 43	7 11	4 37	7 17	4 31	7 23	4 25	7 29
	4	5 09	6 46	5 03	6 51	4 54	7 00	4 44	7 09	4 40	7 14	4 34	7 20	4 27	7 26	4 21	7 32
	5	5 07	6 47	5 01	6 52	4 51	7 02	4 42	7 11	4 37	7 16	4 31	7 22	4 24	7 29	4 17	7 36
	6	5 06	6 48	4 59	6 54	4 49	7 04	4 39	7 14	4 34	7 19	4 28	7 25	4 21	7 32	4 14	7 39
	7	5 04	6 49	4 57	6 56	4 47	7 06	4 37	7 16	4 31	7 21	4 25	7 28	4 18	7 35	4 11	7 42
	8	5 03	6 50	4 55	6 57	4 45	7 08	4 35	7 18	4 28	7 24	4 22	7 30	4 15	7 38	4 07	7 45
	9	5 02	6 51	4 53	6 59	4 44	7 10	4 33	7 20	4 26	7 26	4 20	7 33	4 13	7 40	4 04	7 48
	10	5 00	6 53	4 51	7 01	4 42	7 11	4 31	7 22	4 24	7 28	4 17	7 35	4 10	7 43	4 01	7 52
June	11	4 59	6 54	4 50	7 03	4 40	7 13	4 29	7 24	4 22	7 31	4 15	7 38	4 07	7 46	3 58	7 55
	12	4 58	6 56	4 49	7 04	4 39	7 15	4 27	7 26	4 20	7 33	4 13	7 40	4 05	7 48	3 55	7 57
	13	4 57	6 57	4 48	7 05	4 37	7 16	4 25	7 28	4 18	7 35	4 11	7 43	4 03	7 51	3 53	8 00
	14	4 56	6 58	4 47	7 07	4 36	7 18	4 24	7 30	4 16	7 37	4 09	7 45	4 01	7 53	3 51	8 03
	15	4 56	6 59	4 46	7 08	4 35	7 20	4 22	7 32	4 15	7 39	4 07	7 47	3 59	7 56	3 49	8 05
	16	4 55	7 00	4 45	7 10	4 34	7 21	4 21	7 34	4 14	7 41	4 06	7 49	3 57	7 58	3 47	8 08
	17	4 54	7 02	4 45	7 11	4 33	7 23	4 20	7 35	4 13	7 43	4 05	7 51	3 56	8 00	3 45	8 10
	18	4 54	7 03	4 44	7 12	4 33	7 24	4 19	7 37	4 12	7 44	4 04	7 53	3 55	8 02	3 44	8 12
	19	4 54	7 04	4 44	7 13	4 32	7 25	4 18	7 38	4 11	7 46	4 03	7 54	3 53	8 04	3 42	8 14
	20	4 53	7 05	4 43	7 14	4 31	7 26	4 17	7 40	4 10	7 47	4 02	7 56	3 52	8 05	3 41	8 16
June	21	4 53	7 05	4 43	7 15	4 31	7 27	4 17	7 41	4 09	7 49	4 01	7 57	3 51	8 07	3 40	8 18
	22	4 53	7 06	4 43	7 16	4 31	7 28	4 17	7 42	4 09	7 50	4 01	7 58	3 51	8 08	3 40	8 19
	23	4 53	7 07	4 43	7 17	4 31	7 29	4 17	7 43	4 08	7 51	4 00	7 59	3 50	8 09	3 39	8 20
	24	4 53	7 08	4 43	7 18	4 31	7 30	4 17	7 44	4 08	7 52	4 00	8 00	3 50	8 10	3 39	8 21
	25	4 54	7 09	4 43	7 19	4 31	7 31	4 17	7 45	4 08	7 53	4 00	8 01	3 50	8 11	3 39	8 22
	26	4 54	7 09	4 43	7 19	4 31	7 31	4 17	7 45	4 08	7 53	4 00	8 01	3 50	8 11	3 39	8 22
	27	4 54	7 09	4 43	7 19	4 31	7 31	4 17	7 45	4 08	7 53	4 00	8 01	3 50	8 11	3 39	8 22
	28	4 54	7 09	4 43	7 19	4 31	7 31	4 17	7 45	4 08	7 53	4 00	8 01	3 50	8 11	3 39	8 22
	29	4 54	7 09	4 43	7 19	4 31	7 31	4 17	7 45	4 08	7 53	4 00	8 01	3 50	8 11	3 39	8 22
	30	4 54	7 09	4 43	7 19	4 31	7 31	4 17	7 45	4 08	7 53	4 00	8 01	3 50	8 11	3 39	8 22
June	31	4 54	7 09	4 44	7 20	4 32	7 32	4 18	7 46	4 09	7 55	4 01	8 03	3 50	8 12	3 39	8 23
	1	4 55	7 10	4 44	7 21	4 32	7 33	4 18	7 47	4 10	7 55	4 02	8 03	3 51	8 13	3 40	8 24
	2	4 56	7 10	4 44	7 21	4 33	7 33	4 19	7 47	4 11	7 55	4 03	8 03	3 52	8 13	3 41	8 24
	3	4 56	7 10	4 45	7 21	4 33	7 33	4 19	7 47	4 11	7 55	4 03	8 03	3 53	8 13	3 42	8 24
June	4	4 57	7 10	4 46	7 21	4 34	7 33	4 20	7 47	4 12	7 55	4 04	8 03	3 54	8 13	3 43	8 24

DATE	Latitude 32°		Latitude 36°		Latitude 40°		Latitude 44°		Latitude 46°		Latitude 48°		Latitude 50°		Latitude 52°		
	Sunrise	Sunset	Sunrise	Sunset	Sunrise	Sunset	Sunrise	Sunset	Sunrise	Sunset	Sunrise	Sunset	Sunrise	Sunset	Sunrise	Sunset	
July	2	4 58	7 10	4 47	7 20	4 35	7 33	4 21	7 47	4 13	7 54	4 05	8 03	3 55	8 13	3 44	8 23
	4	4 59	7 10	4 48	7 20	4 36	7 33	4 22	7 46	4 14	7 54	4 06	8 02	3 56	8 12	3 46	8 22
	6	5 00	7 10	4 49	7 19	4 37	7 32	4 23	7 46	4 15	7 53	4 07	8 01	3 58	8 11	3 47	8 21
	8	5 01	7 09	4 50	7 19	4 38	7 31	4 25	7 45	4 17	7 52	4 09	8 00	3 59	8 10	3 49	8 20
	10	5 02	7 09	4 51	7 18	4 39	7 30	4 26	7 44	4 18	7 51	4 10	7 59	4 01	8 08	3 51	8 18
	12	5 03	7 08	4 52	7 18	4 41	7 30	4 28	7 43	4 20	7 50	4 12	7 58	4 03	8 07	3 53	8 17
	14	5 04	7 08	4 53	7 18	4 42	7 29	4 29	7 42	4 22	7 49	4 14	7 57	4 05	8 06	3 55	8 15
	16	5 05	7 07	4 55	7 17	4 44	7 28	4 31	7 40	4 24	7 47	4 16	7 56	4 07	8 04	3 58	8 13
	18	5 06	7 06	4 56	7 16	4 45	7 26	4 32	7 39	4 26	7 46	4 18	7 54	4 10	8 02	4 00	8 11
	20	5 07	7 05	4 57	7 15	4 47	7 25	4 34	7 38	4 28	7 44	4 20	7 52	4 12	8 00	4 03	8 09
22	5 08	7 04	4 59	7 13	4 48	7 23	4 36	7 36	4 30	7 42	4 22	7 50	4 14	7 58	4 06	8 07	
24	5 10	7 03	5 00	7 12	4 50	7 22	4 38	7 34	4 32	7 40	4 25	7 48	4 17	7 55	4 08	8 04	
26	5 11	7 01	5 02	7 11	4 52	7 20	4 40	7 32	4 34	7 38	4 27	7 45	4 19	7 53	4 11	8 01	
28	5 12	7 00	5 03	7 09	4 53	7 18	4 42	7 30	4 37	7 36	4 30	7 43	4 22	7 50	4 14	7 58	
30	5 14	6 59	5 05	7 07	4 55	7 17	4 44	7 27	4 39	7 33	4 32	7 40	4 25	7 47	4 17	7 55	
August	1	5 15	6 57	5 06	7 05	4 57	7 15	4 46	7 25	4 41	7 31	4 35	7 38	4 28	7 44	4 21	7 52
	3	5 16	6 56	5 08	7 04	4 59	7 12	4 48	7 22	4 43	7 28	4 37	7 35	4 31	7 41	4 24	7 49
	5	5 18	6 54	5 09	7 02	5 01	7 11	4 50	7 20	4 45	7 26	4 40	7 31	4 33	7 37	4 27	7 45
	7	5 19	6 52	5 11	7 00	5 02	7 08	4 53	7 17	4 48	7 23	4 42	7 28	4 36	7 34	4 30	7 41
	9	5 20	6 50	5 12	6 58	5 04	7 06	4 55	7 15	4 50	7 20	4 45	7 25	4 39	7 31	4 33	7 37
	11	5 22	6 48	5 14	6 56	5 06	7 03	4 58	7 12	4 53	7 17	4 48	7 22	4 42	7 27	4 36	7 34
	13	5 23	6 46	5 15	6 53	5 08	7 01	5 00	7 09	4 55	7 13	4 50	7 18	4 45	7 24	4 39	7 30
	15	5 24	6 44	5 17	6 51	5 10	6 58	5 02	7 06	4 58	7 10	4 53	7 15	4 48	7 20	4 42	7 26
	17	5 26	6 42	5 19	6 49	5 12	6 55	5 05	7 03	5 00	7 07	4 56	7 11	4 51	7 16	4 46	7 21
	19	5 27	6 39	5 20	6 46	5 14	6 52	5 07	6 59	5 03	7 03	4 59	7 07	4 54	7 12	4 49	7 17
21	5 28	6 38	5 22	6 43	5 16	6 49	5 09	6 56	5 05	7 00	5 01	7 04	4 57	7 08	4 52	7 13	
23	5 29	6 35	5 23	6 41	5 18	6 46	5 11	6 53	5 08	6 56	5 04	7 00	5 00	7 04	4 56	7 09	
25	5 31	6 33	5 25	6 38	5 20	6 43	5 14	6 50	5 11	6 53	5 07	6 57	5 03	7 00	4 59	7 05	
27	5 31	6 32	5 26	6 35	5 22	6 40	5 16	6 47	5 13	6 49	5 09	6 53	5 06	6 56	5 02	7 00	
29	5 33	6 28	5 28	6 33	5 24	6 37	5 18	6 43	5 15	6 45	5 12	6 49	5 09	6 52	5 05	6 56	
31	5 34	6 26	5 30	6 30	5 25	6 34	5 20	6 40	5 18	6 42	5 15	6 45	5 12	6 48	5 09	6 51	

DATE	Latitude 32°		Latitude 36°		Latitude 40°		Latitude 44°		Latitude 46°		Latitude 48°		Latitude 50°		Latitude 52°		
	h	m	h	m	h	m	h	m	h	m	h	m	h	m	h	m	h
September	2	5 35	6 23	5 31	6 27	5 27	6 31	5 23	6 36	5 20	6 38	5 18	6 41	5 15	6 44	5 12	6 47
	4	5 36	6 22	5 33	6 24	5 29	6 28	5 25	6 32	5 23	6 34	5 20	6 37	5 18	6 40	5 15	6 41
	6	5 38	6 19	5 34	6 22	5 31	6 25	5 27	6 28	5 25	6 31	5 23	6 33	5 21	6 35	5 19	6 37
	8	5 39	6 17	5 36	6 19	5 33	6 22	5 30	6 25	5 28	6 27	5 26	6 33	5 24	6 31	5 22	6 33
	10	5 41	6 13	5 38	6 16	5 35	6 18	5 32	6 21	5 31	6 23	5 29	6 25	5 27	6 27	5 25	6 28
	12	5 42	6 10	5 39	6 13	5 37	6 15	5 34	6 17	5 33	6 19	5 31	6 21	5 30	6 22	5 28	6 23
	14	5 43	6 09	5 41	6 10	5 39	6 12	5 36	6 14	5 35	6 15	5 34	6 16	5 33	6 18	5 31	6 19
	16	5 44	6 05	5 42	6 07	5 41	6 08	5 39	6 10	5 38	6 11	5 37	6 12	5 36	6 13	5 34	6 14
	18	5 46	6 02	5 44	6 04	5 43	6 05	5 41	6 07	5 41	6 07	5 40	6 08	5 39	6 09	5 38	6 10
	20	5 46	6 01	5 46	6 01	5 45	6 02	5 44	6 03	5 44	6 03	5 43	6 04	5 42	6 05	5 41	6 05
October	22	5 48	5 57	5 47	5 58	5 47	5 58	5 46	5 59	5 46	5 59	5 45	6 00	5 45	6 00	5 44	6 00
	24	5 49	5 56	5 49	5 55	5 49	5 55	5 48	5 55	5 48	5 55	5 48	5 56	5 48	5 56	5 47	5 56
	26	5 51	5 52	5 51	5 52	5 51	5 52	5 51	5 52	5 51	5 52	5 51	5 51	5 51	5 51	5 51	5 51
	28	5 52	5 49	5 52	5 49	5 52	5 49	5 53	5 48	5 53	5 48	5 54	5 47	5 54	5 47	5 54	5 46
	30	5 54	5 46	5 53	5 46	5 54	5 46	5 55	5 44	5 56	5 44	5 57	5 43	5 57	5 43	5 57	5 42
	2	5 54	5 44	5 55	5 44	5 56	5 43	5 57	5 41	5 58	5 40	5 59	5 39	6 00	5 38	6 00	5 37
	4	5 56	5 41	5 56	5 41	5 58	5 40	5 59	5 37	6 01	5 36	6 02	5 35	6 03	5 34	6 04	5 32
	6	5 57	5 39	5 58	5 38	6 00	5 36	6 02	5 34	6 03	5 32	6 04	5 31	6 06	5 29	6 07	5 28
	8	5 58	5 36	5 59	5 35	6 02	5 33	6 04	5 30	6 06	5 28	6 07	5 27	6 09	5 25	6 11	5 23
	10	6 00	5 34	6 01	5 32	6 04	5 30	6 07	5 27	6 08	5 25	6 10	5 23	6 12	5 21	6 14	5 19
October	12	6 00	5 33	6 03	5 30	6 06	5 27	6 09	5 24	6 11	5 21	6 13	5 19	6 15	5 17	6 17	5 15
	14	6 03	5 29	6 04	5 27	6 08	5 24	6 11	5 20	6 14	5 18	6 16	5 15	6 19	5 13	6 21	5 10
	16	6 04	5 27	6 06	5 25	6 10	5 21	6 14	5 17	6 17	5 14	6 19	5 11	6 22	5 09	6 25	5 06
	18	6 05	5 25	6 08	5 22	6 12	5 18	6 17	5 13	6 19	5 11	6 22	5 08	6 25	5 05	6 28	5 02
	20	6 07	5 22	6 10	5 19	6 15	5 15	6 20	5 10	6 22	5 07	6 25	5 04	6 28	5 01	6 32	4 58
	22	6 09	5 20	6 12	5 17	6 17	5 12	6 22	5 07	6 25	5 04	6 28	5 00	6 31	4 57	6 35	4 54
	24	6 10	5 18	6 14	5 14	6 19	5 09	6 25	5 04	6 28	5 00	6 31	4 57	6 35	4 53	6 39	4 50
	26	6 12	5 16	6 16	5 12	6 21	5 06	6 27	5 01	6 31	4 57	6 35	4 53	6 38	4 49	6 43	4 46
	28	6 13	5 14	6 18	5 09	6 24	5 03	6 30	4 57	6 34	4 53	6 38	4 49	6 42	4 45	6 47	4 42
	30	6 15	5 12	6 20	5 07	6 26	5 00	6 33	4 55	6 37	4 50	6 41	4 46	6 45	4 42	6 50	4 38

DATE	Latitude 32°		Latitude 36°		Latitude 40°		Latitude 44°		Latitude 46°		Latitude 48°		Latitude 50°		Latitude 52°		
	Sunrise	Sunset	Sunrise	Sunset	Sunrise	Sunset	Sunrise	Sunset	Sunrise	Sunset	Sunrise	Sunset	Sunrise	Sunset	Sunrise	Sunset	
November	1	6 16	5 10	6 22	5 05	6 28	4 58	6 35	4 52	6 39	4 47	6 44	4 43	6 48	4 39	6 53	4 34
	3	6 18	5 09	6 24	5 03	6 31	4 55	6 38	4 49	6 42	4 44	6 47	4 40	6 52	4 35	6 57	4 30
	5	6 20	5 07	6 26	5 01	6 33	4 53	6 41	4 46	6 45	4 41	6 50	4 37	6 55	4 32	7 00	4 27
	7	6 22	5 06	6 27	4 59	6 35	4 51	6 43	4 43	6 48	4 38	6 53	4 34	6 58	4 28	7 04	4 23
	9	6 23	5 04	6 29	4 57	6 37	4 49	6 46	4 41	6 51	4 36	6 56	4 31	7 01	4 25	7 07	4 19
	11	6 25	5 03	6 31	4 56	6 39	4 47	6 48	4 39	6 53	4 33	6 59	4 29	7 04	4 22	7 11	4 16
	13	6 27	5 02	6 33	4 54	6 42	4 45	6 51	4 37	6 56	4 31	7 02	4 26	7 08	4 20	7 14	4 13
	15	6 29	5 01	6 35	4 52	6 44	4 44	6 54	4 35	6 59	4 29	7 05	4 24	7 11	4 17	7 18	4 10
	17	6 30	4 59	6 37	4 51	6 47	4 42	6 57	4 32	7 02	4 27	7 08	4 21	7 15	4 14	7 22	4 07
	19	6 32	4 59	6 39	4 50	6 49	4 41	6 59	4 31	7 04	4 25	7 10	4 19	7 18	4 12	7 25	4 04
	21	6 34	4 58	6 41	4 49	6 51	4 39	7 01	4 29	7 07	4 23	7 13	4 17	7 21	4 10	7 28	4 02
23	6 36	4 57	6 43	4 48	6 54	4 38	7 04	4 28	7 10	4 21	7 16	4 15	7 24	4 08	7 31	4 00	
25	6 37	4 57	6 45	4 48	6 56	4 37	7 06	4 27	7 12	4 20	7 19	4 14	7 27	4 06	7 35	3 58	
27	6 39	4 56	6 47	4 47	6 58	4 36	7 09	4 25	7 15	4 19	7 22	4 12	7 30	4 04	7 38	3 56	
29	6 41	4 56	6 48	4 47	6 59	4 36	7 11	4 24	7 18	4 18	7 25	4 11	7 33	4 03	7 41	3 55	
December	1	6 43	4 55	6 50	4 47	7 01	4 35	7 13	4 23	7 20	4 17	7 27	4 10	7 36	4 02	7 44	3 54
	3	6 44	4 55	6 52	4 46	7 03	4 35	7 15	4 23	7 22	4 16	7 30	4 09	7 38	4 01	7 47	3 52
	5	6 46	4 55	6 54	4 46	7 05	4 35	7 18	4 23	7 25	4 15	7 32	4 08	7 41	4 00	7 49	3 51
	7	6 47	4 56	6 56	4 46	7 07	4 35	7 20	4 22	7 27	4 15	7 35	4 07	7 43	3 59	7 52	3 50
	9	6 49	4 56	6 57	4 46	7 09	4 35	7 22	4 22	7 29	4 15	7 37	4 07	7 45	3 59	7 54	3 50
	11	6 50	4 56	6 59	4 46	7 10	4 35	7 24	4 22	7 31	4 15	7 39	4 07	7 48	3 58	7 57	3 49
	13	6 52	4 57	7 01	4 47	7 12	4 35	7 25	4 22	7 32	4 15	7 40	4 07	7 50	3 58	7 59	3 49
	15	6 53	4 57	7 02	4 47	7 14	4 36	7 27	4 23	7 34	4 16	7 42	4 07	7 51	3 59	8 01	3 49
	17	6 54	4 58	7 04	4 48	7 16	4 36	7 29	4 23	7 36	4 16	7 44	4 08	7 53	3 59	8 03	3 49
	19	6 55	4 59	7 05	4 49	7 17	4 37	7 30	4 24	7 37	4 17	7 45	4 08	7 54	4 00	8 04	3 49
	21	6 56	4 59	7 06	4 50	7 18	4 38	7 31	4 25	7 38	4 18	7 46	4 09	7 55	4 01	8 05	3 50
23	6 57	5 01	7 07	4 51	7 19	4 39	7 32	4 26	7 39	4 19	7 47	4 10	7 56	4 02	8 06	3 51	
25	6 58	5 02	7 08	4 52	7 20	4 40	7 33	4 27	7 40	4 20	7 48	4 11	7 57	4 03	8 07	3 52	
27	6 59	5 03	7 09	4 53	7 21	4 41	7 34	4 28	7 41	4 21	7 49	4 13	7 58	4 04	8 08	3 54	
29	7 00	5 04	7 09	4 54	7 21	4 42	7 34	4 30	7 41	4 22	7 50	4 14	7 58	4 06	8 08	3 56	
31	7 00	5 06	7 10	4 56	7 22	4 44	7 35	4 31	7 42	4 24	7 50	4 16	7 59	4 07	8 08	3 58	

BEGINNING OF MORNING AND ENDING OF EVENING TWILIGHT

	Latitude 35°		Latitude 40°		Latitude 45°		Latitude 50°		Latitude 52°	
	Morn.	Eve.	Morn.	Eve.	Morn.	Eve.	Morn.	Eve.	Morn.	Eve.
Jan. 1	5 38	6 29	5 45	6 22	5 52	6 15	6 00	6 07	6 04	6 04
11	5 39	6 37	5 45	6 31	5 52	6 24	5 59	6 17	6 02	6 14
21	5 38	6 45	5 43	6 40	5 48	6 35	5 54	6 30	5 56	6 28
31	5 34	6 54	5 38	6 50	5 41	6 47	5 45	6 44	5 46	6 42
Feb. 10	5 27	7 03	5 29	7 01	5 31	7 00	5 32	6 59	5 32	6 58
20	5 17	7 12	5 17	7 12	5 18	7 12	5 15	7 14	5 14	7 15
Mar. 2	5 06	7 20	5 04	7 22	5 02	7 26	4 56	7 30	4 54	7 33
12	4 52	7 29	4 48	7 33	4 43	7 39	4 35	7 47	4 31	7 51
22	4 38	7 38	4 31	7 45	4 23	7 54	4 11	8 06	4 05	8 11
Apr. 1	4 23	7 47	4 13	7 57	4 01	8 09	3 46	8 25	3 38	8 33
11	4 07	7 57	3 55	8 09	3 39	8 25	3 19	8 46	3 08	8 57
21	3 51	8 07	3 36	8 23	3 17	8 43	2 50	9 10	2 36	9 25
May 1	3 37	8 19	3 18	8 37	2 54	9 02	2 20	9 37	2 01	9 57
11	3 23	8 30	3 02	8 52	2 33	9 22	1 48	10 08	1 20	10 37
21	3 12	8 41	2 47	9 07	2 13	9 42	1 13	10 44	0 02	—
31	3 04	8 51	2 36	9 20	1 56	10 01	0 23	11 42	—	—
June 10	2 59	8 59	2 29	9 30	1 43	10 16	—	—	—	—
20	3 02	9 04	2 27	9 35	1 39	10 23	—	—	—	—
30	3 02	9 04	2 31	9 35	1 44	10 22	—	—	—	—
July 10	3 09	9 01	2 39	9 30	1 56	10 13	—	—	—	—
20	3 18	8 54	2 51	9 20	2 14	9 57	1 04	11 04	—	—
30	3 28	8 43	3 05	9 06	2 33	9 38	1 43	10 26	1 07	11 00
Aug. 9	3 39	8 30	3 20	8 50	2 52	9 16	2 15	9 53	1 53	10 15
19	3 50	8 16	3 34	8 32	3 12	8 53	2 42	9 23	2 26	9 38
29	4 00	8 00	3 47	8 14	3 29	8 31	3 06	8 53	2 54	9 05
Sept. 8	4 10	7 44	3 59	7 55	3 46	8 08	3 28	8 26	3 19	8 34
18	4 19	7 28	4 11	7 36	4 01	7 46	3 47	8 00	3 40	8 07
28	4 28	7 13	4 22	7 18	4 15	7 25	4 05	7 35	4 01	7 39
Oct. 8	4 35	6 59	4 32	7 02	4 28	7 06	4 22	7 12	4 18	7 15
18	4 43	6 46	4 42	6 47	4 40	6 49	4 37	6 51	4 36	6 53
28	4 51	6 36	4 52	6 34	4 53	6 34	4 53	6 34	4 52	6 34
Nov. 7	5 00	6 27	5 02	6 24	5 05	6 21	5 07	6 19	5 08	6 18
17	5 08	6 21	5 12	6 17	5 17	6 12	5 21	6 07	5 23	6 06
27	5 16	6 18	5 22	6 13	5 28	6 06	5 34	6 00	5 37	5 57
Dec. 7	5 24	6 18	5 31	6 12	5 38	6 04	5 45	5 57	5 48	5 54
17	5 31	6 21	5 38	6 14	5 45	6 06	5 53	5 58	5 57	5 55
27	5 36	6 26	5 43	6 19	5 51	6 11	5 59	6 03	6 02	6 00
Jan. 1	5 38	6 29	5 45	6 22	5 52	6 15	6 00	6 07	6 03	6 04

The above table gives the local mean time of the beginning of morning twilight, and of the ending of evening twilight, for various latitudes. To obtain the corresponding standard time, the method used is the same as for correcting the sunrise and sunset tables, as described on page 10. The entry — in the above table indicates that at such dates and latitudes, twilight lasts all night. This table, taken from the American Ephemeris, is computed for *astronomical* twilight, i. e., for the time at which the sun is 108° from the zenith (or 18° below the horizon).

TIMES OF MOONRISE AND MOONSET, 1950. (Local Mean Time)

DATE	Latitude 35° Moon		Latitude 40° Moon		Latitude 45° Moon		Latitude 50° Moon		Latitude 52° Moon	
	Rise	Set	Rise	Set	Rise	Set	Rise	Set	Rise	Set
Jan.	h m	h m	h m	h m	h m	h m	h m	h m	h m	h m
1	14 33	04 51	14 16	05 07	13 55	05 28	13 29	05 53	13 16	06 05
2	15 20	05 51	15 01	06 10	14 39	06 33	14 09	07 02	13 55	07 16
3	16 16	06 49	15 57	07 09	15 33	07 32	15 04	08 03	14 49	08 17
4	17 19	07 42	17 01	08 00	16 39	08 23	16 12	08 51	15 58	09 05
5	18 25	08 28	18 11	08 44	17 53	09 03	17 30	09 27	17 19	09 38
6	19 34	09 07	19 23	09 20	19 09	09 36	18 52	09 54	18 44	10 03
7	20 43	09 41	20 35	09 51	20 26	10 03	20 15	10 15	20 10	10 20
8	21 50	10 12	21 46	10 17	21 42	10 23	21 37	10 31	21 34	10 34
9	22 57	10 40	22 57	10 41	22 58	10 43	22 58	10 45	22 58	10 46
10	—	11 07	—	11 05	—	11 02	—	10 59	—	10 57
11	00 04	11 35	00 09	11 29	00 14	11 23	00 20	11 14	00 23	11 10
12	01 14	12 07	01 23	11 57	01 33	11 45	01 45	11 31	01 51	11 25
13	02 25	12 42	02 38	12 30	02 53	12 13	03 11	11 54	03 20	11 44
14	03 38	13 27	03 55	13 10	04 13	12 49	04 38	12 24	04 50	12 12
15	04 49	14 19	05 08	14 00	05 31	13 37	06 00	13 08	06 14	12 52
16	05 55	15 21	06 15	15 01	06 39	14 37	07 10	14 07	07 25	13 51
17	06 52	16 27	07 12	16 09	07 34	15 48	08 02	15 20	08 15	16 06
18	07 40	17 36	07 57	17 21	08 16	17 03	08 40	16 40	08 51	16 29
19	08 19	18 44	08 32	18 32	08 47	18 18	09 05	18 03	09 15	17 53
20	08 51	19 48	09 00	19 40	09 11	19 30	09 24	19 19	09 31	19 13
21	09 18	20 48	09 24	20 44	09 31	20 39	09 39	20 33	09 43	20 30
22	09 43	21 47	09 45	21 46	09 48	21 45	09 51	21 44	09 53	21 43
23	10 06	22 44	10 05	22 46	10 04	22 49	10 02	22 53	10 02	22 55
24	10 29	23 40	10 25	23 46	10 20	23 53	10 14	—	10 11	—
25	10 53	—	10 46	—	10 37	—	10 27	00 02	10 22	00 06
26	11 20	00 37	11 09	00 47	10 57	00 58	10 42	01 12	10 34	01 18
27	11 50	01 36	11 37	01 49	11 20	02 04	10 59	02 23	10 50	02 33
28	12 27	02 37	12 10	02 52	11 50	03 12	11 26	03 35	11 13	03 47
29	13 10	03 37	12 51	03 56	12 29	04 17	12 00	04 46	11 46	04 59
30	14 02	04 37	13 42	04 56	13 18	05 20	12 48	05 50	12 33	06 05
31	15 03	05 32	14 43	05 53	14 21	06 14	13 51	06 43	13 37	06 58
Feb.	h m	h m	h m	h m	h m	h m	h m	h m	h m	h m
1	16 09	06 21	15 52	06 39	15 32	06 59	15 07	07 25	14 55	07 37
2	17 19	07 04	17 05	07 18	16 49	07 35	16 30	07 56	16 21	08 05
3	18 29	07 40	18 19	07 51	18 08	08 03	17 56	08 18	17 49	08 25
4	19 38	08 12	19 33	08 19	19 27	08 26	19 20	08 36	19 17	08 41
5	20 47	08 42	20 46	08 44	20 45	08 47	20 44	08 52	20 44	08 53
6	21 56	09 10	21 59	09 08	22 03	09 07	22 08	09 06	22 10	09 04
7	23 06	09 38	23 14	09 33	23 22	09 27	23 33	09 20	23 38	09 17
8	—	10 09	—	09 59	—	09 49	—	09 36	—	09 31
9	00 17	10 43	00 29	10 31	00 42	10 15	00 59	09 57	01 07	09 49
10	01 29	11 25	01 44	11 08	02 02	10 49	02 26	10 24	02 37	10 13
11	02 40	12 14	02 59	11 54	03 20	11 32	03 49	11 02	04 02	10 48
12	03 47	13 10	04 06	12 50	04 30	12 27	05 01	11 56	05 16	11 40
13	04 46	14 14	05 04	13 55	05 28	13 32	05 58	13 03	06 13	12 48
14	05 35	15 21	05 52	15 05	06 14	14 45	06 39	14 20	06 52	14 07
15	06 16	16 28	06 31	16 15	06 48	15 59	07 09	15 40	07 18	15 30
16	06 50	17 33	07 01	17 24	07 14	17 12	07 29	16 59	07 35	16 52
17	07 19	18 34	07 27	18 29	07 35	18 22	07 45	18 14	07 49	18 17
18	07 44	19 34	07 48	19 32	07 53	19 30	07 57	19 27	08 00	19 25
19	08 08	20 32	08 08	20 33	08 09	20 35	08 09	20 37	08 10	20 38
20	08 31	21 29	08 28	21 34	08 24	21 40	08 20	21 46	08 19	21 49
21	08 54	22 26	08 48	22 35	08 41	22 45	08 33	22 56	08 28	23 01
22	09 20	23 24	09 10	23 36	08 59	23 50	08 46	—	08 40	—
23	09 49	—	09 36	—	09 21	—	09 02	00 07	08 54	00 15
24	10 22	00 23	10 06	00 39	09 48	00 57	09 25	01 19	09 13	01 29
25	11 02	01 24	10 43	01 42	10 22	02 03	09 54	02 29	09 41	02 43
26	11 49	02 23	11 29	02 42	11 06	03 06	10 36	03 36	10 21	03 51
27	12 45	03 20	12 25	03 39	12 02	04 03	11 31	04 34	11 16	04 49
28	13 47	04 11	13 30	04 29	13 08	04 52	12 40	05 20	12 27	05 33

DATE	Latitude 35° Moon		Latitude 40° Moon		Latitude 45° Moon		Latitude 50° Moon		Latitude 52° Moon	
	Rise	Set	Rise	Set	Rise	Set	Rise	Set	Rise	Set
Mar.	h m	h m	h m	h m	h m	h m	h m	h m	h m	h m
1	14 56	04 56	14 40	05 12	14 22	05 31	14 00	05 55	13 50	06 06
2	16 06	05 35	15 55	05 47	15 42	06 02	15 25	06 20	15 18	06 29
3	17 18	06 09	17 11	06 18	17 02	06 28	16 52	06 40	16 48	06 46
4	18 28	06 40	18 26	06 44	18 22	06 50	18 18	06 56	18 17	06 59
5	19 39	07 09	19 41	07 09	19 43	07 10	19 46	07 11	19 46	07 11
6	20 51	07 38	20 57	07 34	21 04	07 30	21 13	07 25	21 17	07 23
7	22 04	08 09	22 14	08 01	22 27	07 52	22 42	07 42	22 49	07 36
8	23 18	08 43	23 33	08 31	23 50	08 17	—	08 01	—	07 53
9	—	09 22	—	09 07	—	08 49	00 12	08 27	00 22	08 15
10	00 32	10 09	00 49	09 51	01 11	09 30	01 38	09 01	01 51	08 47
11	01 40	11 05	02 00	10 45	02 25	10 20	02 55	09 49	03 10	09 34
12	02 42	12 07	03 02	11 47	03 26	11 23	03 57	10 52	04 12	10 37
13	03 34	13 12	03 52	12 54	04 14	12 33	04 42	12 06	04 55	11 53
14	04 17	14 19	04 32	14 03	04 50	13 46	05 13	13 25	05 23	13 15
15	04 52	15 23	05 04	15 12	05 19	14 59	05 36	14 44	05 43	14 36
16	05 22	16 24	05 30	16 18	05 40	16 09	05 52	15 59	05 57	15 55
17	05 48	17 24	05 52	17 21	05 59	17 17	06 05	17 12	06 09	17 09
18	06 12	18 23	06 13	18 23	06 15	18 23	06 17	18 23	06 18	18 23
19	06 34	19 20	06 32	19 23	06 30	19 27	06 28	19 32	06 27	19 35
20	06 57	20 17	06 52	20 24	06 47	20 32	06 39	20 42	06 36	20 46
21	07 22	21 14	07 14	21 25	07 04	21 38	06 52	21 52	06 47	21 59
22	07 49	22 13	07 38	22 27	07 24	22 44	07 08	23 04	07 00	23 13
23	08 20	23 13	08 06	23 30	07 48	23 50	07 27	—	07 17	—
24	08 57	—	08 39	—	08 19	—	07 53	00 15	07 40	00 27
25	09 40	00 13	09 21	00 31	08 58	00 54	08 29	01 23	08 14	01 37
26	10 32	01 09	10 12	01 29	09 48	01 53	09 17	02 24	09 01	02 39
27	11 30	02 02	11 12	02 21	10 48	02 44	10 19	03 14	10 05	03 28
28	12 35	02 49	12 18	03 05	11 58	03 26	11 32	03 52	11 21	04 05
29	13 43	03 29	13 29	03 43	13 13	04 00	12 54	04 21	12 45	04 30
30	14 53	04 05	14 43	04 15	14 32	04 28	14 19	04 43	14 13	04 49
31	16 03	04 36	15 58	04 43	15 52	04 50	15 45	05 00	15 42	05 05
Apr.										
1	17 14	05 06	17 13	05 08	17 13	05 11	17 11	05 15	17 11	05 17
2	18 27	05 35	18 30	05 33	18 34	05 31	18 40	05 30	18 43	05 29
3	19 42	06 05	19 50	05 59	19 59	05 53	20 11	05 48	20 17	05 42
4	20 58	06 39	21 11	06 29	21 25	06 17	21 44	06 03	21 53	05 57
5	22 15	07 17	22 31	07 03	22 51	06 46	23 16	06 26	23 29	06 16
6	23 28	08 03	23 48	07 45	—	—	—	06 58	—	06 45
7	—	08 56	—	08 36	00 11	08 13	00 40	07 43	00 56	07 28
8	00 35	09 58	00 55	09 38	01 19	09 13	01 50	08 43	02 06	08 27
9	01 31	11 04	01 50	10 46	02 13	10 23	02 42	09 55	02 56	09 41
10	02 17	12 11	02 34	11 55	02 53	11 36	03 17	11 14	03 29	11 02
11	02 55	13 16	03 08	13 04	03 23	12 50	03 42	12 33	03 51	12 24
12	03 26	14 18	03 35	14 10	03 46	14 00	04 00	13 48	04 06	13 43
13	03 52	15 18	03 58	15 14	04 06	15 08	04 14	15 02	04 18	14 58
14	04 17	16 16	04 19	16 15	04 22	16 14	04 26	16 12	04 28	16 11
15	04 40	17 13	04 39	17 15	04 38	17 18	04 37	17 21	04 37	17 23
16	05 02	18 10	04 58	18 16	04 54	18 23	04 48	18 31	04 46	18 34
17	05 25	19 07	05 19	19 17	05 11	19 28	05 01	19 41	04 55	19 46
18	05 52	20 05	05 41	20 18	05 30	20 34	05 15	20 52	05 08	21 00
19	06 22	21 05	06 08	21 21	05 52	21 40	05 33	22 04	05 23	22 14
20	06 56	22 05	06 40	22 22	06 20	22 45	05 56	23 13	05 45	23 26
21	07 37	23 02	07 18	23 21	06 56	23 45	06 28	—	06 14	—
22	08 25	23 55	08 05	—	07 42	—	07 11	00 16	06 56	00 31
23	09 20	—	09 01	00 15	08 37	00 39	08 08	01 09	07 53	01 24
24	10 21	00 43	10 04	01 01	09 43	01 23	09 16	01 51	09 03	02 04
25	11 26	01 25	11 12	01 40	10 54	01 59	10 33	02 22	10 22	02 33
26	12 33	02 01	12 22	02 13	12 09	02 28	11 53	02 45	11 46	02 54
27	13 40	02 33	13 34	02 42	13 25	02 52	13 15	03 04	13 11	03 10
28	14 50	03 03	14 46	03 08	14 43	03 13	14 40	03 19	14 37	03 22
29	16 00	03 31	16 01	03 32	16 03	03 33	16 05	03 34	16 06	03 34
30	17 13	04 00	17 19	03 57	17 26	03 53	17 34	03 48	17 38	03 46

DATE	Latitude 35° Moon		Latitude 40° Moon		Latitude 45° Moon		Latitude 50° Moon		Latitude 52° Moon			
	Rise	Set	Rise	Set	Rise	Set	Rise	Set	Rise	Set		
May	h	m	h	m	h	m	h	m	h	m	h	m
1	18	29	04	31	18	39	04	24	18	07	19	13
2	19	47	05	08	20	02	04	56	20	19	20	51
3	21	05	05	50	21	23	05	35	21	45	05	07
4	22	18	06	42	22	38	06	24	23	02	06	11
5	23	21	07	43	23	41	07	23	—	—	06	59
6	—	—	08	50	—	—	08	31	00	05	08	08
7	00	13	09	59	00	30	09	43	00	51	09	23
8	00	54	11	07	01	08	10	53	01	26	10	38
9	01	28	12	11	01	38	12	02	01	51	11	51
10	01	56	13	12	02	04	13	07	02	12	13	00
11	02	21	14	11	02	25	14	08	02	29	14	06
12	02	45	15	08	02	45	15	08	02	45	15	12
13	03	07	16	04	03	04	16	08	03	01	16	14
14	03	30	17	01	03	24	17	09	03	18	17	19
15	03	56	17	59	03	46	18	11	03	35	18	24
16	04	24	18	58	04	12	19	13	03	57	19	31
17	04	57	19	58	04	41	20	16	04	23	20	36
18	05	36	20	57	05	18	21	16	04	56	21	39
19	06	22	21	51	06	02	22	10	05	40	22	34
20	07	15	22	40	06	55	22	59	06	32	23	21
21	08	14	23	24	07	56	23	40	07	34	—	—
22	09	17	—	—	09	01	—	—	08	43	00	00
23	10	22	00	01	10	09	00	14	09	55	00	30
24	11	28	00	33	11	19	00	43	11	08	00	55
25	12	33	01	03	12	29	01	09	12	24	01	16
26	13	40	01	31	13	40	01	33	13	39	01	36
27	14	50	01	58	14	53	01	57	14	58	01	55
28	16	02	02	27	16	10	02	22	16	20	02	16
29	17	18	03	00	17	30	02	51	17	45	02	39
30	18	36	03	39	18	53	03	25	19	12	03	09
31	19	53	04	26	20	12	04	09	20	35	03	48
June												
1	21	03	05	23	21	22	05	03	21	46	04	40
2	22	01	06	29	22	20	06	09	22	42	05	45
3	22	48	07	40	23	04	07	22	23	22	07	00
4	23	27	08	50	23	38	08	36	23	52	08	19
5	23	58	09	59	—	—	09	48	—	—	09	35
6	—	—	11	03	00	06	10	56	00	16	10	47
7	00	24	12	03	00	29	12	00	00	35	11	56
8	00	48	13	01	00	49	13	01	00	51	13	01
9	01	11	13	58	01	09	14	01	01	07	14	05
10	01	34	14	55	01	29	15	02	01	24	15	10
11	01	59	15	52	01	51	16	03	01	41	16	15
12	02	26	16	51	02	01	17	21	02	01	17	21
13	02	58	17	50	02	43	18	08	02	26	18	28
14	03	35	18	50	03	18	19	08	02	57	19	31
15	04	19	19	46	04	00	20	06	03	37	20	30
16	05	11	20	38	04	51	20	56	04	27	21	20
17	06	08	21	23	05	28	22	00	05	28	22	00
18	07	11	22	02	06	54	22	16	06	35	22	33
19	08	15	22	35	08	02	22	47	07	46	22	59
20	09	20	23	06	09	10	23	13	08	59	23	21
21	10	25	23	33	10	19	23	37	10	12	23	41
22	11	30	—	—	11	28	—	—	11	26	23	59
23	12	36	00	00	12	38	00	00	12	41	—	—
24	13	45	00	27	13	51	00	23	13	59	00	18
25	14	56	00	57	15	07	00	49	15	19	00	40
26	16	12	01	32	16	27	01	19	16	44	01	06
27	17	27	02	14	17	46	01	58	18	07	01	40
28	18	40	03	05	19	00	02	47	19	24	02	24
29	19	44	04	06	20	04	03	46	20	27	03	23
30	20	37	05	16	20	54	04	57	21	15	04	34
17	17	06	00	48	17	06	00	48	17	06	00	48
18	18	35	01	16	18	35	01	16	18	35	01	16
19	19	55	01	56	19	55	01	56	19	55	01	56
20	21	11	02	37	21	11	02	37	21	11	02	37
21	21	52	03	51	21	52	03	51	21	52	03	51

DATE	Latitude 35° Moon			Latitude 40° Moon			Latitude 45° Moon			Latitude 50° Moon			Latitude 52° Moon			
	Rise	h	Set	Rise	h	Set	Rise	h	Set	Rise	h	Set	Rise	h	Set	
July																
1	h	m	h	m	h	m	h	m	h	m	h	m	h	m	h	m
2	21 20	06 28	21 34	06 12	21 50	05 53	22 10	05 29	22 19	05 17	22 37	06 46				
3	21 55	07 39	22 05	07 27	22 17	07 12	22 30	06 54	22 37	06 46	22 50	08 11				
4	22 24	08 47	22 31	08 38	22 38	08 28	22 46	08 16	22 50	08 11	23 01	09 30				
5	22 50	09 50	22 52	09 46	22 56	09 40	22 59	09 33	23 01	09 30	23 11	10 46				
	23 14	10 50	23 13	10 50	23 12	10 48	23 11	10 47	23 11	10 46						
6	23 37	11 49	23 32	11 51	23 28	11 54	23 22	11 58	23 20	11 59						
7	—	12 46	23 54	12 52	23 45	12 59	23 35	13 08	23 30	13 11						
8	00 01	13 44	—	13 53	—	14 02	23 50	14 18	23 43	14 24						
9	00 27	14 42	00 16	14 55	00 05	15 10	—	15 29	23 59	15 37						
10	00 57	15 41	00 43	15 58	00 28	16 17	00 08	16 40	—	16 51						
11	01 32	16 41	01 16	16 59	00 56	17 21	00 32	17 50	00 20	18 03						
12	02 14	17 39	01 56	17 58	01 33	18 23	01 06	18 52	00 51	19 07						
13	03 03	18 32	02 44	18 52	02 20	19 16	01 50	19 45	01 35	20 00						
14	04 00	19 21	03 41	19 38	03 18	20 00	02 48	20 26	02 34	20 39						
15	05 02	20 02	04 45	20 17	04 24	20 35	03 58	20 57	03 45	21 07						
16	06 07	20 38	05 52	20 49	05 35	21 03	05 15	21 20	05 05	21 27						
17	07 13	21 09	07 02	21 17	06 49	21 26	06 34	21 38	06 27	21 43						
18	08 18	21 37	08 11	21 41	08 03	21 47	07 54	21 53	07 49	21 55						
19	09 24	22 03	09 20	22 04	09 17	22 05	09 13	22 06	09 11	22 06						
20	10 29	22 30	10 30	22 27	10 32	22 24	10 33	22 20	10 33	22 17						
21	11 35	22 58	11 41	22 52	11 47	22 44	11 54	22 34	11 58	22 30						
22	12 45	23 30	12 54	23 20	13 05	23 07	13 18	22 52	13 25	22 45						
23	13 56	—	14 10	23 54	14 26	23 37	14 46	23 15	14 55	23 06						
24	15 10	00 08	15 28	—	15 48	—	16 14	23 49	16 26	23 36						
25	16 23	00 55	16 42	00 37	17 06	00 16	17 36	—	17 51	—						
26	17 29	01 50	17 49	01 31	18 13	01 07	18 44	00 37	18 59	00 22						
27	18 26	02 56	18 45	02 36	19 07	02 12	19 34	01 41	19 47	01 26						
28	19 13	04 06	19 28	03 49	19 46	03 28	20 08	03 01	20 20	02 47						
29	19 51	05 18	20 03	05 04	20 16	04 47	20 33	04 26	20 40	04 16						
30	20 23	06 28	20 30	06 18	20 39	06 06	20 50	05 50	20 55	05 43						
31	20 50	07 33	20 54	07 27	20 59	07 20	21 04	07 11	21 07	07 06						
Aug.																
1	21 14	08 36	21 15	08 33	21 16	08 30	21 16	08 27	21 17	08 25						
2	21 38	09 36	21 35	09 37	21 32	09 39	21 28	09 40	21 27	09 40						
3	22 02	10 34	21 56	10 39	21 49	10 45	21 41	10 51	21 36	10 54						
4	22 28	11 33	22 18	11 41	22 07	11 51	21 54	12 02	21 48	12 07						
5	22 57	12 31	22 44	12 43	22 29	12 57	22 11	13 13	22 03	13 21						
6	23 30	13 31	23 14	13 46	22 56	14 04	22 33	14 25	22 21	14 35						
7	—	14 30	23 51	14 48	23 29	15 09	23 02	15 36	22 48	15 49						
8	00 08	15 29	—	15 49	—	16 12	23 41	16 41	23 26	16 56						
9	00 55	16 25	00 35	16 44	00 12	17 07	—	17 38	—	17 54						
10	01 48	17 14	01 28	17 32	01 05	17 55	00 34	18 24	00 20	18 38						
11	02 48	17 58	02 30	18 12	02 09	18 34	01 40	18 59	01 27	19 10						
12	03 53	18 36	03 38	18 49	03 19	19 05	02 56	19 24	02 45	19 33						
13	05 00	19 09	04 48	19 19	04 34	19 30	04 16	19 44	04 08	19 50						
14	06 07	19 39	05 59	19 45	05 49	19 51	05 38	20 00	05 32	20 03						
15	07 14	20 07	07 10	20 09	07 05	20 11	06 59	20 14	06 56	20 14						
16	08 20	20 34	08 20	20 32	08 20	20 29	08 20	20 27	08 20	20 25						
17	09 27	21 01	09 31	20 55	09 36	20 49	09 42	20 41	09 45	20 37						
18	10 37	21 32	10 45	21 22	10 55	21 11	11 06	20 58	11 13	20 52						
19	11 48	22 09	12 00	21 55	12 15	21 39	12 33	21 19	12 42	21 10						
20	13 01	22 51	13 17	22 34	13 36	22 14	14 01	21 48	14 12	21 36						
21	14 12	23 42	14 32	23 23	14 54	23 00	15 24	22 31	15 38	22 15						
22	15 20	—	15 40	—	16 04	23 59	16 35	23 28	16 51	23 12						
23	16 19	00 43	16 38	00 23	17 01	—	17 30	—	17 44	—						
24	17 08	01 51	17 24	01 32	17 44	01 09	18 09	00 41	18 21	00 26						
25	17 48	03 01	18 01	02 45	18 17	02 26	18 36	02 03	18 45	01 51						
26	18 21	04 10	18 31	03 59	18 42	03 44	18 55	03 27	19 02	03 19						
27	18 50	05 17	18 56	05 09	19 03	05 00	19 11	04 48	19 14	04 43						
28	19 15	06 21	19 17	06 17	19 20	06 12	19 23	06 06	19 25	06 03						
29	19 40	07 22	19 38	07 22	19 37	07 21	19 35	07 20	19 34	07 21						
30	20 03	08 22	19 58	08 25	19 54	08 29	19 47	08 33	19 44	08 35						
31	20 28	09 20	20 20	09 27	20 11	09 35	20 00	09 45	19 54	09 49						

DATE	Latitude 35° Moon		Latitude 40° Moon		Latitude 45° Moon		Latitude 50° Moon		Latitude 52° Moon			
	Rise	Set	Rise	Set	Rise	Set	Rise	Set	Rise	Set		
Sept.	h	m	h	m	h	m	h	m	h	m	h	m
1	20 55	10 19	20 45	10 30	20 31	10 42	20 15	10 57	20 07	11 04	20 07	11 04
2	21 27	11 19	21 13	11 33	20 55	11 49	20 34	12 09	20 24	12 18	20 24	12 18
3	22 04	12 18	21 46	12 35	21 25	12 56	21 00	13 20	20 47	13 32	20 47	13 32
4	22 46	13 18	22 27	13 36	22 04	13 59	21 34	14 28	21 20	14 42	21 20	14 42
5	23 36	14 14	23 17	14 34	22 53	14 58	22 21	15 29	22 06	15 44	22 06	15 44
6	—	15 06	—	15 26	23 51	15 48	23 22	16 19	23 07	16 33	—	—
7	00 33	15 53	00 14	16 10	—	16 30	—	16 57	—	17 10	—	—
8	01 36	16 32	01 19	16 47	00 59	17 05	00 33	17 26	00 21	17 36	—	—
9	02 42	17 07	02 28	17 19	02 12	17 32	01 52	17 48	01 42	17 55	—	—
10	03 49	17 38	03 39	17 46	03 28	17 54	03 13	18 05	03 07	18 10	—	—
11	04 57	18 07	04 51	18 11	04 44	18 15	04 35	18 20	04 32	18 22	—	—
12	06 04	18 35	06 03	18 34	06 01	18 34	05 58	18 34	05 47	18 33	—	—
13	07 14	19 03	07 16	18 58	07 19	18 53	07 23	18 47	07 24	18 45	—	—
14	08 24	19 33	08 31	19 25	08 39	19 15	08 48	19 04	08 53	18 58	—	—
15	09 36	20 08	09 47	19 55	10 00	19 41	10 17	19 23	10 24	19 15	—	—
16	10 50	20 49	11 05	20 33	11 24	20 14	11 46	19 50	11 57	19 39	—	—
17	12 04	21 39	12 22	21 19	12 45	20 57	13 13	20 28	13 26	20 14	—	—
18	13 13	22 36	13 33	22 16	13 57	21 52	14 29	21 21	14 44	21 05	—	—
19	14 14	23 41	14 34	23 22	14 58	22 58	15 29	22 29	15 43	22 14	—	—
20	15 06	—	15 24	—	15 45	—	16 11	23 47	16 24	23 35	—	—
21	15 48	00 50	16 03	00 33	16 20	00 13	16 41	—	16 51	—	—	—
22	16 22	01 59	16 34	01 46	16 47	01 30	17 02	01 10	17 09	01 01	—	—
23	16 52	03 06	17 00	02 56	17 08	02 45	17 18	02 31	17 22	02 25	—	—
24	17 18	04 10	17 21	04 04	17 26	03 58	17 30	03 49	17 33	03 45	—	—
25	17 42	05 10	17 42	05 09	17 42	05 07	17 42	05 04	17 43	05 03	—	—
26	18 06	06 10	18 02	06 12	17 59	06 14	17 54	06 17	17 52	06 17	—	—
27	18 30	07 09	18 24	07 15	18 16	07 21	18 07	07 28	18 02	07 32	—	—
28	18 57	08 08	18 46	08 17	18 35	08 28	18 21	08 40	18 14	08 46	—	—
29	19 26	09 07	19 13	09 20	18 57	09 35	18 38	09 52	18 29	10 01	—	—
30	20 00	10 07	19 44	10 23	19 25	10 42	19 01	11 05	18 49	11 15	—	—
Oct.												
1	20 40	11 07	20 22	11 24	20 00	11 47	19 31	12 14	19 18	12 27	—	—
2	21 27	12 04	21 07	12 23	20 44	12 47	20 13	13 18	19 58	13 33	—	—
3	22 20	12 57	22 00	13 17	21 37	13 41	21 07	14 11	20 52	14 27	—	—
4	23 20	13 45	23 02	14 04	22 40	14 26	22 12	14 54	21 59	15 08	—	—
5	—	14 27	—	14 43	23 49	15 02	23 27	15 26	23 16	15 38	—	—
6	00 23	15 04	00 08	15 16	—	15 31	—	15 50	—	15 59	—	—
7	01 29	15 35	01 17	15 45	01 03	15 56	00 46	16 09	00 37	16 15	—	—
8	02 35	16 05	02 28	16 10	02 18	16 17	02 07	16 25	02 02	16 27	—	—
9	03 42	16 33	03 39	16 35	03 34	16 36	03 29	16 39	03 27	16 39	—	—
10	04 52	17 01	04 52	16 58	04 52	16 55	04 53	16 52	04 53	16 51	—	—
11	06 02	17 31	06 07	17 24	06 12	17 17	06 20	17 08	06 22	17 04	—	—
12	07 16	18 05	07 25	17 54	07 36	17 41	07 49	17 27	07 55	17 19	—	—
13	08 32	18 44	08 45	18 30	09 01	18 12	09 21	17 51	09 31	17 41	—	—
14	09 49	19 31	10 06	19 14	10 27	18 52	10 53	18 25	11 06	18 12	—	—
15	11 02	20 28	11 21	20 08	11 46	19 45	12 16	19 14	12 31	18 59	—	—
16	12 08	21 33	12 28	21 13	12 52	20 50	13 23	20 19	13 39	20 03	—	—
17	13 04	22 42	13 22	22 24	13 44	22 03	14 12	21 36	14 26	21 23	—	—
18	13 49	23 51	14 04	23 37	14 22	23 20	14 45	22 58	14 56	22 48	—	—
19	14 25	—	14 37	—	14 51	—	15 09	—	15 16	—	—	—
20	14 56	00 58	15 04	00 47	15 14	00 35	15 25	00 19	15 30	00 12	—	—
21	15 22	02 02	15 27	01 56	15 33	01 47	15 39	01 38	15 42	01 33	—	—
22	15 47	03 03	15 48	03 00	15 49	02 56	15 51	02 52	15 52	02 50	—	—
23	16 10	04 02	16 08	04 03	16 05	04 04	16 02	04 04	16 01	04 04	—	—
24	16 34	05 01	16 28	05 05	16 22	05 10	16 14	05 16	16 11	05 18	—	—
25	17 00	05 59	16 50	06 07	16 40	06 16	16 27	06 27	16 22	06 31	—	—
26	17 27	06 58	17 16	07 09	17 01	07 22	16 44	07 38	16 36	07 46	—	—
27	18 00	07 58	17 45	08 12	17 27	08 30	17 04	08 51	16 54	09 00	—	—
28	18 38	08 58	18 20	09 15	17 59	09 35	17 32	10 01	17 20	10 14	—	—
29	19 22	09 56	19 02	10 15	18 39	10 38	18 10	11 07	17 55	11 22	—	—
30	20 12	10 50	19 53	11 10	19 29	11 33	18 58	12 04	18 43	12 20	—	—
31	21 09	11 39	20 50	11 59	20 28	12 21	19 59	12 51	19 45	13 04	—	—

	Latitude 35° Moon		Latitude 40° Moon		Latitude 45° Moon		Latitude 50° Moon		Latitude 52° Moon	
	Rise	Set	Rise	Set	Rise	Set	Rise	Set	Rise	Set
Nov.										
1	h m	h m	h m	h m	h m	h m	h m	h m	h m	h m
2	22 10	12 23	21 54	12 39	21 34	13 00	21 09	13 26	20 57	13 38
3	23 12	13 00	22 59	13 14	22 44	13 31	22 24	13 52	22 15	14 02
4	—	13 33	—	13 44	23 56	13 57	23 42	14 13	23 36	14 19
5	00 17	14 03	00 07	14 10	—	14 18	—	14 29	—	14 33
	01 22	14 31	01 16	14 34	01 09	14 38	01 02	14 43	00 57	14 45
6	02 28	14 58	02 26	14 57	02 24	14 57	02 22	14 57	02 21	14 56
7	03 37	15 26	03 39	15 22	03 42	15 17	03 45	15 11	03 47	15 08
8	04 48	15 57	04 55	15 49	05 03	15 39	05 12	15 27	05 17	15 23
9	06 03	16 35	06 15	16 22	06 28	16 07	06 45	15 49	06 52	15 41
10	07 21	17 19	07 37	17 03	07 55	16 43	08 18	16 19	08 30	16 07
11	08 40	18 14	08 58	17 55	09 20	17 31	09 49	17 02	10 03	16 47
12	09 52	19 18	10 12	18 58	10 36	18 34	11 07	18 02	11 23	17 47
13	10 54	20 28	11 13	20 10	11 37	19 47	12 06	19 18	12 20	19 04
14	11 45	21 40	12 01	21 24	12 21	21 05	12 45	20 42	12 57	20 31
15	12 25	22 49	12 38	22 38	12 53	22 24	13 12	22 06	13 22	21 48
16	12 59	23 55	13 08	23 47	13 18	23 36	13 32	23 27	13 38	23 21
17	13 26	—	13 32	—	13 39	—	13 47	—	13 50	—
18	13 51	00 57	13 53	00 53	13 56	00 48	13 59	00 42	14 01	00 40
19	14 15	01 57	14 14	01 57	14 12	01 56	14 10	01 55	14 10	01 54
20	14 38	02 55	14 33	02 58	14 29	03 02	14 22	03 06	14 19	03 08
21	15 03	03 53	14 55	04 00	14 46	04 07	14 35	04 17	14 30	04 20
22	15 30	04 51	15 19	05 01	15 07	05 13	14 51	05 27	14 43	05 34
23	16 01	05 50	15 47	06 04	15 30	06 20	15 10	06 39	15 00	06 48
24	16 38	06 50	16 20	07 07	16 00	07 26	15 35	07 50	15 23	08 02
25	17 20	07 49	17 01	08 07	16 38	08 29	16 09	08 58	15 55	09 11
26	18 08	08 45	17 48	09 04	17 25	09 28	16 54	09 58	16 39	10 13
27	19 03	09 36	18 44	09 54	18 21	10 18	17 52	10 48	17 37	11 02
28	20 02	10 20	19 45	10 38	19 24	10 59	18 59	11 26	18 46	11 39
29	21 03	10 59	20 50	11 15	20 32	11 33	20 12	11 55	20 01	12 05
30	22 06	11 33	21 55	11 46	21 42	11 59	21 27	12 17	21 19	12 24
Dec.										
1	23 08	12 03	23 01	12 12	22 53	12 21	22 43	12 33	22 38	12 39
2	—	12 30	—	12 36	—	12 41	—	12 48	23 58	12 51
3	00 12	12 56	00 08	12 58	00 04	13 00	00 00	13 01	—	13 02
4	01 17	13 23	01 17	13 21	01 18	13 18	01 19	13 15	01 18	13 13
5	02 24	13 52	02 29	13 46	02 34	13 39	02 41	13 30	02 44	13 25
6	03 35	14 25	03 44	14 15	03 54	14 03	04 07	13 48	04 14	13 41
7	04 50	15 05	05 04	14 51	05 19	14 34	05 39	14 13	05 48	14 03
8	06 09	15 54	06 26	15 37	06 46	15 15	07 12	14 48	07 25	14 35
9	07 26	16 54	07 45	16 35	08 08	16 11	08 38	15 41	08 54	15 25
10	08 35	18 04	08 54	17 45	09 18	17 21	09 48	16 51	10 04	16 36
11	09 33	19 18	09 51	19 01	10 12	18 41	10 39	18 15	10 52	18 03
12	10 19	20 32	10 34	20 19	10 51	20 03	11 12	19 43	11 22	19 34
13	10 57	21 42	11 08	21 33	11 20	21 22	11 35	21 08	11 42	21 01
14	11 28	22 47	11 34	22 42	11 42	22 36	11 52	22 28	11 56	22 24
15	11 54	23 49	11 57	23 47	12 02	23 46	12 05	23 43	12 08	23 42
16	12 18	—	12 18	—	12 18	—	12 17	—	12 18	—
17	12 42	00 48	12 38	00 51	12 35	00 53	12 29	00 56	12 27	00 56
18	13 06	01 47	13 00	01 53	12 52	01 59	12 42	02 07	12 37	02 10
19	13 33	02 45	13 22	02 54	13 11	03 05	12 57	03 17	12 50	03 23
20	14 03	03 43	13 49	03 56	13 34	04 11	13 15	04 29	13 06	04 37
21	14 37	04 43	14 21	04 59	14 02	05 17	13 38	05 40	13 27	05 51
22	15 17	05 42	14 59	06 00	14 37	06 21	14 09	06 49	13 56	07 02
23	16 04	06 39	15 45	06 58	15 22	07 21	14 52	07 51	14 37	08 06
24	16 58	07 32	16 38	07 51	16 15	08 15	15 45	08 44	15 31	08 59
25	17 56	08 19	17 38	08 37	17 17	08 59	16 50	09 26	16 37	09 39
26	18 57	09 00	18 42	09 16	18 24	09 34	18 02	09 58	17 51	10 09
27	19 59	09 35	19 48	09 48	19 34	10 03	19 17	10 21	19 08	10 30
28	21 02	10 06	20 54	10 15	20 44	10 26	20 32	10 39	20 27	10 46
29	22 04	10 33	21 59	10 40	21 54	10 46	21 48	10 55	21 44	10 58
30	23 06	10 59	23 05	11 02	23 05	11 05	23 04	11 08	23 03	11 09
31	—	11 24	—	11 24	—	11 22	—	11 21	—	11 19

THE PLANETS FOR 1950

By C. A. CHANT

THE SUN

The present sun-spot cycle has some remarkable features. The last minimum was at 1944.25 (about April 1, 1944) and maximum came at 1947.4 (about May 26, 1947). The Wolf-number for May 1947 was 206, the highest since 1778. Just before this the greatest spot-group on record was observed. The activity is decreasing, but the great auroral displays with accompanying magnetic disturbances in October 1949 suggest that there may be much to observe in 1950.

MERCURY

Mercury is exceptional in many ways. It is the planet nearest the sun and it travels fastest in its orbit, its speed varying from 23 mi. per sec. at aphelion to 35 mi. per sec. at perihelion. With the exception of Pluto, its orbit has the greatest eccentricity and the greatest inclination to the ecliptic. It receives from the sun most light and heat per square mile of its surface, the amount on the average being 6.7 times that received by the earth. Again excepting Pluto, whose size and mass are still uncertain, Mercury's size and mass are the smallest; but its period of rotation on its axis is believed to be longest of all.

Mercury's period of revolution is 88 days, and as its orbit is well within that of the earth, the planet, as seen from the earth, appears to move quickly from one side of the sun to the other several times in the year. Its quick motion earned for it the name it bears. Its greatest elongation (i.e., its maximum angular distance from the sun) varies between 18° and 28° , and on such occasions it is visible to the naked eye for about two weeks.

When the elongation of Mercury is east of the sun it is an evening star, setting soon after the sun. When the elongation is west, it is a morning star and rises shortly before the sun. Its brightness when it is treated as a star is considerable but it is always viewed in the twilight sky and one must look sharply to see it.

The most suitable times to observe Mercury are at an eastern elongation in the spring and at a western elongation in the autumn. The dates of greatest elongation this year, together with the planet's separation from the sun and its stellar magnitude, are given in the following table:

Maximum Elongations of Mercury during 1950

Elong. East—Evening Star			Elong. West—Morning Star		
Date	Distance	Mag.	Date	Distance	Mag.
Jan. 1	19°	-0.4	Feb. 10	26°	+0.2
April 22	20°	+0.4	June 9	24°	+0.7
Aug. 21	27°	+0.5	Oct. 2	18°	-0.2

The most favourable elongations to observe are: in the evening, April 22; in the morning, Oct. 2, but June 9 will also be possible. At these times Mercury is about 80 million miles from the earth and in a telescope looks like a half-moon about 7" in diameter.

VENUS

Venus is the next planet in order from the sun. In size and mass it is almost a twin of the earth. Venus being within the earth's orbit, its apparent motion is similar to that of Mercury but much slower and more stately. The orbit of Venus is almost a circle with a radius of 67 million miles, and its orbital speed is 22 mi. per sec.

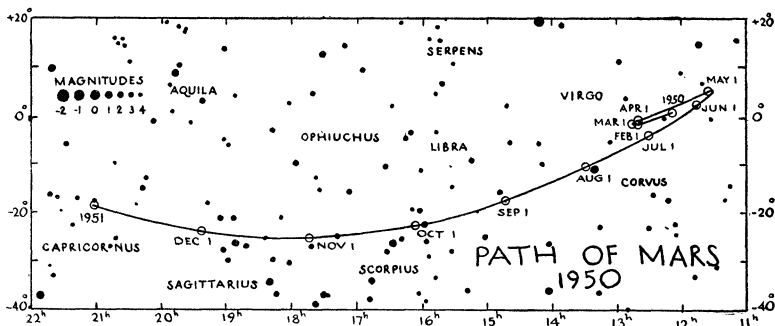
On Jan. 1, 1950, Venus is an evening star. It crosses the meridian about 2½ hours after the sun, but as its declination is 15° S. it is not well placed for observers in the northern hemisphere. It is moving fairly rapidly in towards the sun and comes to inferior conjunction on Jan. 31. It will then equally rapidly separate from the sun and in about a month will be visible as a morning star. It will continue as such until Nov. 13, when it reaches superior conjunction. For the rest of the year it will be an evening star.

On Mar. 6 the planet attains greatest brilliancy, its stellar mag. then being -4.3. On April 11 it reaches greatest elong. W., 46° 21', and its stellar mag. is -4. Its decl. is 9° S. and it crosses the meridian at 9.09 a.m. It will be a glorious morning star.

With the exception of the sun and moon, Venus is the brightest object in the sky. Its brilliance is largely due to the dense clouds which cover the surface of the planet. They reflect well the sun's light; but they also prevent the astronomer from detecting any solid object on the surface of the body. If such could be observed it would enable him to determine the planet's rotation period. It is probably around 30 days.

MARS

The orbit of Mars is outside that of the earth and consequently its planetary phenomena are quite different from those of the two inferior planets discussed above. Its mean distance from the sun is 141 million miles and the eccentricity of its orbit is 0.093, and a simple computation with these two numbers shows that its distance from the sun ranges between 128 and 154 million miles. Its distance from the earth varies from 35 to 235 million miles and its brightness changes accordingly. When Mars is nearest it is conspicuous in its fiery red, but when farthest away it is no brighter than Polaris. Unlike Venus, its atmosphere is very thin, and features on the solid surface are distinctly visible. Utilizing them its rotation period of 24h. 37m. has been accurately determined.



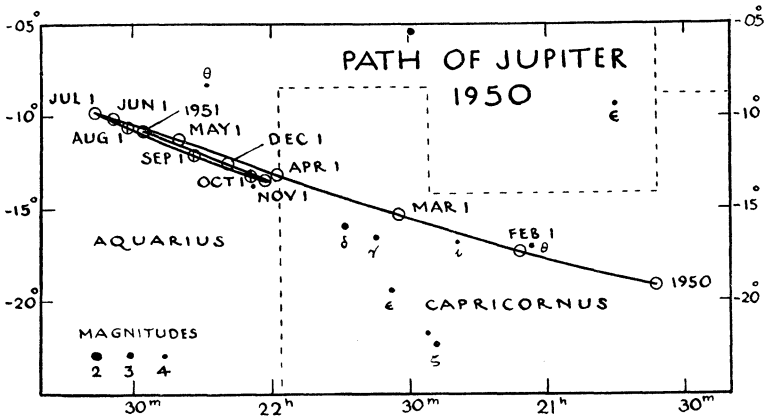
The sidereal, or true mechanical, period of revolution of Mars is 687 days; and the synodic period (for example, the interval from one opposition to the next one) is 780 days. This is the average value; it may vary from 764 to 810 days. The planet was in opposition on Feb. 17, 1948, and it comes to opposition again on Mar. 23, 1950. It is nearest to the earth on Mar. 27 at which time its stellar mag. is -1.1 , i.e., it is a little fainter than Sirius whose mag. is -1.6 . Its course in the sky is shown in the accompanying map.

JUPITER

Jupiter is the giant of the family of the sun. Its mean diameter is 87,000 miles and its mass is $2\frac{1}{2}$ times that of all the rest of the planets combined! Its mean distance is 483 million miles and the revolution period is 11.9 years. This planet is known to possess 11 satellites, two of them discovered in 1938 (see p. 59). Not so long ago it was generally believed that the planet was still cooling down from its original high temperature, but from actual measurements of the radiation from it to the earth it has been deduced that the surface is at about -200° F. The spectroscope shows that its atmosphere is largely ammonia and methane (marsh-gas).

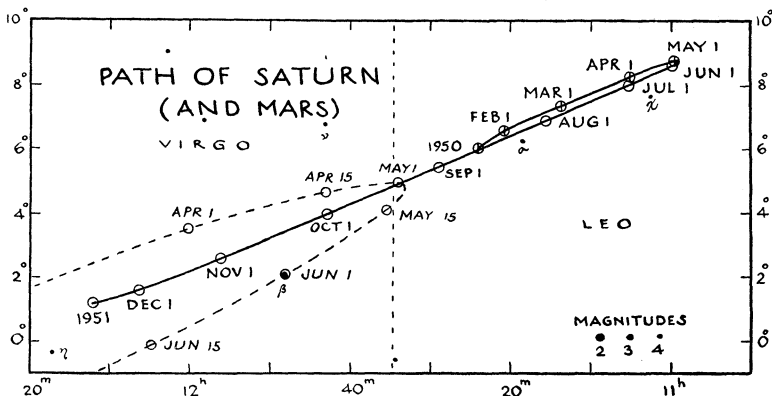
Jupiter is a fine object for the telescope. Many details of the surface as well as the flattening of the planet at the poles, which is undoubtedly due to its short rotation period, are visible. The rapidly varying phenomena of its satellites also provide a continual interest.

On Jan. 1, 1950, Jupiter is an evening star, crossing the meridian about 2 p.m. It is in decl. 19° S. The sun moves over towards the planet and they are in conjunction on Feb. 3, and then Jupiter becomes a morning star. It then separates from the sun until Aug. 26 when it comes to opposition and is on the meridian at midnight. It is in the constellation Aquarius (see accompanying map). At this time its distance from the earth is 371,200,000 mi. (see p. 45) and its stellar mag. is -2.4 . In the telescope its equatorial diam. is $49''$ and polar $3''$ less. At the end of the year it is still an evening star. On Dec. 31 it crosses the meridian at 3.50 p.m.



SATURN

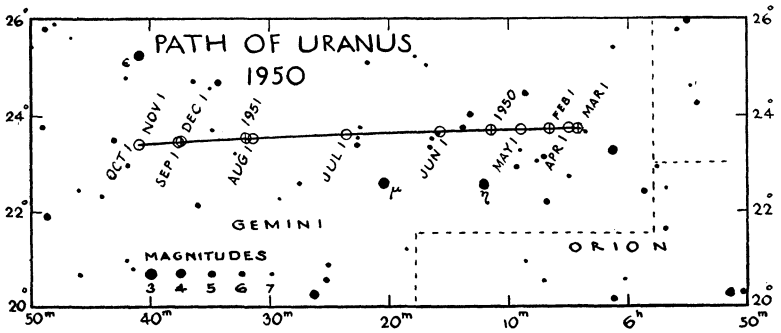
Saturn was the outermost planet known until modern times. In size it is a good second to Jupiter. In addition to its family of nine satellites, this planet has a unique system of rings, and it is one of the finest of celestial objects in a good telescope. The plane of the rings makes an angle of 27° with the plane of the planet's orbit, and twice during the planet's revolution period of $29\frac{1}{2}$ years the rings appear to open out widest; then they slowly close in until, midway between the maxima, the rings are presented edgewise to the sun or the earth, at which times they are invisible. They were invisible in 1936 and at a maximum in 1944. In the early part of 1950 the south face of the rings is seen, but they become continually narrower and on Sept. 14 they become invisible. After that the north face is presented to the earth.



The planet is in the constellations Leo and Virgo (see map). On March 7 it is in opposition to the sun and is visible all night. Its stellar magnitude then is $+0.7$, slightly less bright than Rigel. On June 13 it is in quadrature with the sun and is on the meridian at sunset. On Sept. 15 it is in conjunction with the sun.

URANUS

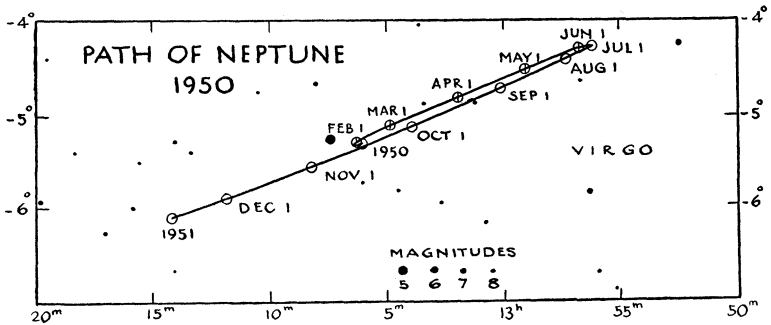
Uranus was discovered in 1781 by Sir William Herschel by means of a $6\frac{1}{4}$ -in. mirror-telescope made by himself. The object did not look just like a star and he observed it again four days later. It had moved amongst the stars, and he assumed it to be a comet. He could not believe that it was a new planet. However, computation later showed that it was a planet nearly twice as far from the sun as Saturn. Its period of revolution is 84 years and it rotates on its axis in about 11 hours. Its five satellites are visible only in a large telescope. Its fifth satellite was discovered by G. P. Kuiper in 1948 at the McDonald Observatory (see p. 59). He has named it *Miranda*.



As shown by the chart, Uranus in 1950 is in Gemini. On Dec. 29, it is in opposition with the sun.

NEPTUNE

Neptune was discovered in 1846 after its existence in the sky had been predicted from independent calculations by Leverrier in France and Adams in England. This discovery was a crowning demonstration of the correctness of Newton's law of gravitation. It caused a sensation at the time. The planet's distance from the sun is 2800 million miles and its period of revolution is 165 years. A satellite was discovered in 1846, soon after the planet. A second satellite was discovered by G. P. Kuiper at the McDonald Observatory on May 1, 1949. Its magnitude is about 19.5, its period about 2 years, and diameter about 200 miles.



During 1950 Neptune is still in the constellation Virgo. It begins to retrograde on Jan. 19 and is in opposition with the sun on April 6. Its stellar magnitude then is $+7.7$ and hence it is too faint for the naked eye. In the telescope it shows a greenish tint and a diameter of $2''.5$.

PLUTO

Pluto, the most distant known planet, was discovered at the Lowell Observatory in 1930, following prolonged mathematical calculations and observations by photography. Its mean distance from the sun is 3666 million miles and its revolution period is 248 years. It appears as a 15th mag. star in the constellation Cancer. It is in opposition to the sun on Feb. 9, 1950, at which time its position is R.A. 9^h 28^m. 4, Dec. + 23° 39', as taken from the U.S. Nautical Almanac.

ECLIPSES, 1950

In 1950 there will be *four* eclipses, two of the sun, and two of the moon. Of these only one lunar eclipse will be well visible in North America.

I. *An Annular Eclipse of the Sun*, March 18, 1950, invisible from North America. The short path of the annular eclipse lies in the South Atlantic, between South Africa and Antarctica. Even the partial phase will be visible in general only over the ocean. G.C.T. of conjunction in right ascension, March 18th, 14h 26m 38.2s. The moon's disc will have a diameter about 93 per cent. of that of the sun.

II. *A Total Eclipse of the Moon*, April 2, 1950, invisible from Canada. The beginning will be visible from Europe, Asia, Africa and Australia, and the ending from the east coast of South America, the Atlantic, Europe, Asia and Africa. G.C.T. of opposition, April 2, 21h 10m 5.6s.

III. *A Total Eclipse of the Sun*, September 12, 1950, invisible from North America except in the Alaska-Yukon region. The path of totality will pass within a few degrees of the North Pole, cross north eastern Siberia, the western-most Aleutians, and end in the northern Pacific. The maximum duration of totality, 73.7 seconds, will occur at about the Near Islands of the Aleutians. G.C.T. of conjunction, September 12th, 2h 46m 1.3s.

IV. *A Total Eclipse of the Moon*, September 26, 1950, visible from most of North America. The beginning will be visible from North America, except for the extreme north-western part, South America, most of Europe, Africa and south-western Asia; the ending visible from the Western Hemisphere and Pacific Ocean.

Circumstances of the Lunar Eclipse, September 26, 1950

	G.C.T.		G.C.T.
☾ enters penumbra	01h 20.0m	Total eclipse ends	04h 39.6m
☾ enters umbra	02 31.5	☾ leaves umbra	06 01.9
Total eclipse begins	03 53.8	☾ leaves penumbra	07 13.5
Middle of eclipse	04 16.7	Magnitude of eclipse	1.084

THE SKY MONTH BY MONTH

By J. F. HEARD

THE SKY FOR JANUARY, 1950

Positions of the sun and planets are given for 0h Greenwich Civil Time.

The times of transit at the 75th meridian are given in local mean time, 0h at midnight; to change to Standard Time, see p. 10. Estimates of altitude are for an observer in latitude 45° N.

The Sun—During January the sun's R. A. increases from 18h 44m to 20h 56m and its Decl. changes from 23° 04' S. to 17° 19' S. The equation of time changes from -3m 14s to -13m 34s. The earth is in perihelion, or nearest the sun, on the 3rd. For changes in the length of the day, see p. 11.

The Moon—For its phases, perigee and apogee times and distances, and its conjunctions with the planets, see opposite page. Times of moonrise and moonset are given on p. 18.

Mercury on the 15th is in R.A. 20h 08m, Decl. 17° 36' S. and transits at 12.26. On the 1st it is at greatest eastern elongation and appears as an evening star about 12° above the south-western horizon at sunset. It rapidly approaches the sun and is in inferior conjunction on the 17th. Thereafter it is a morning star but poorly placed for observation.

Venus on the 15 is in R.A. 21h 18m, Decl. 11° 42' S. and transits at 13.39. It is an evening star, very low in the south-west after sunset, until the latter part of the month when it approaches the sun rapidly, inferior conjunction being on the 31st.

Mars on the 15th is in R.A. 12h 29m, Decl. 0° 08' S. and transits at 4.53. It is in Virgo west of Spica and east of Saturn and it rises about midnight. Its stellar magnitude is +0.5 at mid-month and it will brighten quite rapidly from now until April.

Jupiter on the 15th is in R.A. 20h 49m, Decl. 18° 24' S. and transits at 13.12. Early in the month it may still be seen low in the south-west just after sunset.

For the configurations of Jupiter's satellites see opposite page, and for their eclipses, etc., see p. 54.

Saturn on the 15th is in R.A. 11h 24m, Decl. 6° 10' N. and transits at 3.47. It is in Leo, roughly half-way between Regulus and Mars, a little brighter than Regulus. It rises before midnight. This month the ring system is inclined at an angle of only about 1½ degrees to the line of sight so that the rings are very thin in appearance. They will open up some as summer approaches and then close up completely in the autumn, at which time, however, the planet is not to be seen. Therefore this month is the best time to view the "thin" rings.

Uranus on the 15th is in R.A. 6h 09m, Decl. 23° 42' N. and transits at 22.29.

Neptune on the 15th is in R.A. 13h 06m, Decl. 5° 20' S. and transits at 5.29.

Pluto—For information in regard to this planet, see p. 29.

ASTRONOMICAL PHENOMENA MONTH BY MONTH

BY RUTH J. NORTHCOTT

JANUARY			75th Meridian Civil Time	Min. of Algol	Config. of Jupiter's Sat. 17h 30m
d	h	m		h m	
Sun.	1	6	☾ Greatest elongation E., 19° 29'.....	14 59	10234
Mon.	2			20134
Tue.	3		Quadrantid meteors.....		3204*
		1	☉ in Perihelion. Dist. from ☉, 91,339,000 mi.		
		6 35	♂ ♂ ☾ ♂ 4° 39' S.....		
Wed.	4	2 48	☾ Full Moon.....	11 48	31024
Thu.	5			30214
Fri.	6	7	☾ in ♋.....		2104*
Sat.	7	23	☐ Ψ ☉.....	08 37	0413*
Sun.	8	3	☾ Stationary in R.A.....		41023
		12	♀ Stationary in R.A.....		
		23 53	♂ ♀ ☾ ♀ 0° 12' N.....		
Mon.	9			42013
Tue.	10	5 08	♂ ♂ ☾ ♂ 2° 28' N.....	05 26	42310
		22	☾ in Perihelion.....		
Wed.	11	1 27	♂ Ψ ☾ Ψ 2° 25' N.....		d4302
		5 31	☾ Last Quarter.....		
Thu.	12			43012
Fri.	13	1	Moon in Perigee. Dist. from ☉, 229,800 mi....	02 16	42130
Sat.	14			4013*
Sun.	15		23 05	
Mon.	16			
Tue.	17	12	♂ ☾ ☉ Inferior.....		
		22 10	♂ ☾ ☾ ♀ 8° 13' N.....		
Wed.	18	2 59	☾ New Moon.....	19 54	
Thu.	19	0 19	♂ ♃ ☾ ♃ 3° 56' N.....		
		7	Ψ Stationary in R.A.....		
		8 37	♂ ♀ ☾ ♀ 9° 33' N.....		
Fri.	20	23	♂ in Aphelion.....		
Sat.	21	5	☾ Greatest Hel. Lat. N.....	16 43	
Sun.	22			
Mon.	23			
Tue.	24		13 33	
Wed.	25	8	♂ ♀ ♃ ♀ 7° 16' N.....		
		17	Moon in Apogee. Dist. from ☉, 251,200 mi....		
		23 39	☾ First Quarter.....		
Thu.	26			
Fri.	27		10 22	
Sat.	28	20	☾ Stationary in R.A.....		
Sun.	29			
Mon.	30	13 38	♂ ♂ ☾ ♂ 4° 46' S.....	07 11	
Tue.	31	1	♀ in Perihelion.....		
		2	♂ ♀ ☉ Inferior.....		

Explanation of symbols and abbreviations on p. 4, of time on p. 8.

THE SKY FOR FEBRUARY, 1950

Positions of the sun and planets are given for 0h Greenwich Civil Time.

The times of transit at the 75th meridian are given in local mean time, 0h at midnight; to change to Standard Time, see p. 10. Estimates of altitude are for an observer in latitude 45° N.

The Sun—During February the sun's R.A. increases from 20h 56m to 22h 46m and its Decl. changes from 17° 19' S. to 7° 53' S. The equation of time changes from - 13m 34s to a maximum of - 14m 20s on the 12th and then to - 12m 38s at the end of the month. For changes in the length of the day, see p. 11.

The Moon—For its phases, perigee and apogee times and distances, and its conjunctions with the planets, see opposite page. Times of moonrise and moonset are given on p. 18.

Mercury on the 15th is in R.A. 20h 10m, Decl. 20° 17' S. and transits at 10.33. It is a morning star but poorly placed for observation even at greatest western elongation on the 10th, at which time it is only about 9° above the south-eastern horizon at sunrise.

Venus on the 15th is in R.A. 20h 17m, Decl. 11° 38' S. and transits at 10.36. It is too close to the sun for easy observation until late in the month when it can be seen as a morning star very low in the south-east just before sunrise.

Mars on the 15th is in R.A. 12h 46m, Decl. 1° 15' S. and transits at 3.07. It is in Virgo still, closer to Spica, rising in the late evening. Becoming brighter, it now considerably outshines both Spica and Saturn. On the 12th it is stationary in right ascension and begins to retrograde, or move westward, among the stars.

Jupiter on the 15th is in R.A. 21h 19m, Decl. 16° 20' S. and transits at 11.39. It is in conjunction with the sun on the 3rd and is too close to the sun all month for observation.

For the configurations of Jupiter's satellites see opposite page, and for their eclipses, etc., see p. 54.

Saturn on the 15th is in R.A. 11h 18m, Decl. 6° 54' N. and transits at 1.39. It is in Leo, about half-way between Regulus and Mars, rising a few hours after sunset. There is a close conjunction of Saturn with the moon on the morning of the 5th.

Uranus on the 15th is in R.A. 6h 05m, Decl. 23° 43' N. and transits at 20.23.

Neptune on the 15th is in R.A. 13h 06m, Decl. 5° 14' S. and transits at 3.27.

Pluto—For information in regard to this planet, see p. 29.

FEBRUARY
75th Meridian Civil Time

Min.
of
Algo1

d	h	m		h	m
Wed. 1				
Thu. 2	17	16	☾ Full Moon.....	04	01
Fri. 3	15		♂ ♃ ☾.....		
Sat. 4				
Sun. 5	4	47	♂ ♃ ☾ ♃ 0° 25' N.....	00	50
Mon. 6	19		Moon in Perigee. Dist. from ☉, 228,900 mi...		
	21	10	♂ ♂ ☾ ♂ 3° 53' N.....		
Tue. 7	7	04	♂ ♃ ☾ ♃ 2° 42' N.....	21	39
Wed. 8				
Thu. 9	13	32	☾ Last Quarter.....		
Fri. 10	10		♃ Greatest elongation W., 25° 53'.....	18	29
Sat. 11				
Sun. 12	15		♂ Stationary in R.A.		
Mon. 13	15		♃ in ☿.....	15	18
Tue. 14	13	01	♂ ♃ ☾ ♃ 4° 47' N.....		
	16	33	♂ ♃ ☾ ♃ 12° 59' N.....		
Wed. 15	20	34	♂ ♃ ☾ ♃ 3° 35' N.....		
Thu. 16	0		♂ ♃ ♀ ♃ 8° 23' S.....	12	07
	17	53	☾ New Moon.....		
Fri. 17				
Sat. 18				
Sun. 19	23		♀ Stationary in R.A.	08	57
Mon. 20				
Tue. 21	21		♀ Greatest Hel. Lat. N.....		
Wed. 22	13		Moon in Apogee. Dist. from ☉, 251,500 mi...	05	46
Thu. 23	22		♃ in ♄.....		
Fri. 24	20	52	☾ First Quarter.....		
Sat. 25			02	35
Sun. 26	21	52	♂ ♃ ☾ ♃ 4° 55' S.....		
Mon. 27			23	25
Tue. 28				

Explanation of symbols and abbreviations on p. 4, of time on p. 8.

Jupiter being near the sun, phenomena of the satellites are not given January 15th to March 27th.

THE SKY FOR MARCH, 1950

Positions of the sun and planets are given for 0h Greenwich Civil Time.

The times of transit at the 75th meridian are given in local mean time, 0h at midnight; to change to Standard Time, see p. 10. Estimates of altitude are for an observer in latitude 45° N.

The Sun—During March the sun's R.A. increases from 22h 46m to 0h 39m and its Decl. changes from 7° 53' S. to 4° 14' N. The equation of time changes from -12m 38s to -4m 12s. On the 20th at 23.36 E.S.T., the sun crosses the equator on its way north, enters the sign of Aries and spring commences. There is an annular eclipse of the sun on the 18th, not visible in North America. (See p. 29.) For changes in the length of the day, see p. 12.

The Moon—For its phases, perigee and apogee times and distances, and its conjunctions with the planets, see opposite page. Times of moonrise and moonset are given on p. 19.

Mercury on the 15th is in R.A. 22h 57m, Decl. 9° 05' S. and transits at 11.31. It is poorly placed for observation. Superior conjunction is on the 27th.

Venus on the 15th is in R.A. 20h 50m, Decl. 13° 15' S. and transits at 9.22. It is a morning star very prominent in the south-east just before sunrise. Early in the month it is at greatest brilliancy with stellar magnitude -4.3, and, seen in a telescope, it is a crescent with disc about 25 per cent. illuminated.

Mars on the 15th is in R.A. 12h 25m, Decl. 1° 13' N. and transits at 0.55. It is about half-way between Saturn and Spica, rising during the evening. Opposition is on the 23rd and closest approach to the earth is on the 27th. Mars is at its brightest (stellar magnitude -1.1) and biggest (apparent diameter 14.4") at this time.

Jupiter on the 15th is in R.A. 21h 45m, Decl. 14° 19' S. and transits at 10.14. It is a morning star and by the end of the month it is to be seen low in the south-east just before sunrise.

For the configurations of Jupiter's satellites see opposite page, and for their eclipses, etc., see p. 54.

Saturn on the 15th is in R.A. 11h 10m, Decl. 7° 48' N. and transits at 23.37. It is in Leo about half-way between Regulus and Mars, rising about sunset and visible all night. It is in opposition on the 7th and is at its brightest at this time with stellar magnitude +0.7.

Uranus on the 15th is in R.A. 6h 04m, Decl. 23° 43' N. and transits at 18.32.

Neptune on the 15th is in R.A. 13h 04m, Decl. 5° 00' S. and transits at 1.34.

Pluto—For information in regard to this planet, see p. 29.

MARCH
75th Meridian Civil Time

Min. of Algol
Config. of Jupiter's Sat.
6h 15m

d	h	m		h	m
Wed. 1	10		♄ ♃ ♃ ♃ ♃ ♃ 1° 14' S.....		
Thu. 2			20	14
Fri. 3				
Sat. 4	5	34	☾ Full Moon.....		
	10	41	♄ ♃ ☾ ♃ 0° 21' N.....		
Sun. 5			17	03
Mon. 6	0	36	♄ ♃ ☾ ♃ 4° 07' N.....		
	8		Moon in Perigee. Dist. from ☽, 225,400 mi...		
	14	06	♄ ♃ ☾ ♃ 2° 49' N.....		
	15		♀ Greatest brilliance.....		
Tue. 7	0		♄ ♃ ☾ Dist. from ☽, 778,500,000 mi..		
Wed. 8			13	52
Thu. 9	15		♄ Stationary in R.A.....		
Fri. 10	21	38	☾ Last Quarter.....		
Sat. 11			10	42
Sun. 12				
Mon. 13				
Tue. 14	12	57	♄ ♃ ☾ ♃ 9° 11' N.....	07	31
Wed. 15	15	05	♄ ♃ ☾ ♃ 3° 12' N.....		
Thu. 16	6		♀ Greatest Hel. Lat. S.....		
Fri. 17	14	02	♄ ♃ ☾ ♃ 0° 17' S.....	04	20
Sat. 18			Annular eclipse of ☾, see p. 29.....		
	10	20	☾ New Moon.....		
Sun. 19				
Mon. 20	23	36	☾ enters ♃, Spring commences. Long of ☾, 0°	01	10
Tue. 21				
Wed. 22	0		☾ ☽ ☾ Moon in Apogee. Dist. from ☽, 252,100 mi...	21	59
	6			
Thu. 23	1		♄ ♃ ☾ Dist. from ☽, 60,520,000 mi...		
Fri. 24				
Sat. 25			18	48
Sun. 26	6	16	♄ ♃ ☾ ♃ 5° 00' S.....		
	15	09	☾ First Quarter.....		
Mon. 27	1		♄ nearest ☽. Dist. from ☽, 60,360,000 mi..		
	21		♄ ♃ ☾ Superior.....		
Tue. 28			15	37
Wed. 29				
Thu. 30				
Fri. 31	17	55	♄ ♃ ☾ ♃ 0° 08' N.....	12	26

O1234
21034
d2014
31024

Explanation of symbols and abbreviations on p. 4, of time on p. 8.

THE SKY FOR APRIL, 1950

Positions of the sun and planets are given for 0h Greenwich Civil Time.

The times of transit at the 75th meridian are given in local mean time, 0h at midnight; to change to Standard Time, see p. 10. Estimates of altitude are for an observer in latitude 45° N.

The Sun—During April the sun's R.A. increases from 0h 39m to 2h 31m and its Decl. changes from $4^{\circ} 14'$ N. to $14^{\circ} 50'$ N. The equation of time changes from $-4m 12s$ to $+2m 50s$, being zero on the 16th; that is, the apparent sun changes from being east of the mean sun to being west of it. For changes in the length of the day, see p. 12.

The Moon—For its phases, perigee and apogee times and distances, and its conjunctions with the planets, see opposite page. Times of moonrise and moonset are given on p. 19. There is a total eclipse of the moon on the 2nd, not visible in North America. (see p. 29.)

Mercury on the 15th is in R.A. 2h 35m, Decl. $17^{\circ} 12'$ N. and transits at 13.06. It is an evening star, improving until the 22nd when it is at greatest eastern elongation. This elongation is quite favourable, Mercury then being about 18° above the western horizon at sunset. It is still reasonably well placed at the end of the month.

Venus on the 15th is in R.A. 22h 39m, Decl. $8^{\circ} 09'$ S. and transits at 9.08. It is very prominent in the south-east before sunrise. Greatest western elongation is on the 11th after which Venus begins to approach the sun.

Mars on the 15th is in R.A. 11h 43m, Decl. $4^{\circ} 42'$ N. and transits at 22.07. It has now moved away from Spica closer to Saturn, and is well up in the eastern sky at sunset. Still near maximum brightness, it dominates this part of the sky.

Jupiter on the 15th is in R.A. 22h 09m, Decl. $12^{\circ} 13'$ S. and transits at 8.37. It is a morning star, rising in the south-east about two hours ahead of the sun.

For the configurations of Jupiter's satellites see opposite page, and for their eclipses, etc., see p. 54.

Saturn on the 15th is in R.A. 11h 02m, Decl. $8^{\circ} 34'$ N. and transits at 21.27. It is about half-way between Regulus and Mars, well up in the east at sunset. There is a close conjunction of Saturn with the moon on the morning of the 28th.

Uranus on the 15th is in R.A. 6h 07m, Decl. $23^{\circ} 42'$ N. and transits at 16.33.

Neptune on the 15th is in R.A. 13h 01m, Decl. $4^{\circ} 40'$ S. and transits at 23.25.

Pluto—For information in regard to this planet, see p. 29.

APRIL
75th Meridian Civil Time

Min.
of
Algol
Config.
of
Jupiter's
Sat.
5h 30m

d	h	m		h	m		
Sat.	1	18	37	♂♂☾	♂	2° 38' N.....	d3014
Sun.	2	15	49	☾		Full Moon.....	d230*
						Total eclipse of ☾, see p. 29.....	
		23	09	♂♂☾	♂	2° 46' N.....	
Mon.	3	15				Moon in Perigee. Dist. from ⊕, 222,900 mi....	09 16 41023
Tue.	4	6		♂		in ☾.....	40123
Wed.	5	6		♂♀♃	♀	2° 19' N.....	42103
Thu.	6	4		♂♂☉		Dist. from ⊕, 2,721,000,000 mi.....	06 05 42031
Fri.	7					43102
Sat.	8	21		♂		in Perihelion.....	43021
Sun.	9	6	42	☾		Last Quarter.....	02 54 43210
Mon.	10					d03**
Tue.	11	4		♀		Greatest elongation W., 46° 21'.....	23 43 01423
Wed.	12	7	46	♂♃☾	♃	2° 44' N.....	12034
		19	59	♂♀☾	♀	3° 42' N.....	
Thu.	13					20134
Fri.	14					20 32 31024
Sat.	15					30214
Sun.	16					32104
Mon.	17	3	25	☾		New Moon.....	17 21 014**
Tue.	18	14				Moon in Apogee. Dist. from ⊕, 252,500 mi....	0423*
		22		♀		in ☽.....	
		23	00	♂♂☾	♂	1° 01' S.....	
Wed.	19	4		♂		Greatest Hel. Lat. N.....	14203
Thu.	20					14 10 42013
Fri.	21					Lyrid meteors.....	41302
Sat.	22	14	24	♂♂☾	♂	4° 57' S.....	43012
		21		♂		Greatest elongation E., 20° 13'.....	
Sun.	23					11 00 43210
Mon.	24					4201*
Tue.	25	5	40	☽		First Quarter.....	07 49 4023*
Wed.	26					d4103
Thu.	27					24013
Fri.	28	1	42	♂♂☾	♂	0° 01' N.....	13024
		17	55	♂♂☾	♂	0° 46' N.....	
Sat.	29					04 38 30124
Sun.	30	9	00	♂♂☾	♂	2° 42' N.....	32104

Explanation of symbols and abbreviations on p. 4, of time on p. 8.

THE SKY FOR MAY, 1950

Positions of the sun and planets are given for 0h Greenwich Civil Time.

The times of transit at the 75th meridian are given in local mean time, 0h at midnight; to change to Standard Time, see p. 10. Estimates of altitude are for an observer in latitude 45° N.

The Sun—During May the sun's R.A. increases from 2h 31m to 4h 33m and its Decl. changes from 14° 50' N. to 21° 57' N. The equation of time changes from + 2m 50s to a maximum of + 3m 45s on the 15th and then to + 2m 27s at the end of the month. For changes in the length of the day, see p. 13.

The Moon—For its phases, perigee and apogee times and distances, and its conjunctions with the planets, see opposite page. Times of moonrise and moonset are given on p. 20.

Mercury on the 15th is in R.A. 3h 24m, Decl. 17° 58' N. and transits at 11.51. It is an evening star early in the month but it rapidly approaches the sun and is in conjunction (inferior) on the 14th. By the end of the month it may be glimpsed as a morning star very low in the east before sunrise.

Venus on the 15th is in R.A. 0h 40m, Decl. 2° 26' N. and transits at 9.11. It is still a morning star prominent in the east before sunrise.

Mars on the 15th is in R.A. 11h 36m, Decl. 4° 08' N. and transits at 20.03. Still in about the same position among the stars, it is now nearly to the meridian at sunset and sets soon after midnight. On the 4th it is stationary in right ascension and resumes direct, or eastward motion, among the stars.

Jupiter on the 15th is in R.A. 22h 27m, Decl. 10° 38' S. and transits at 6.57. It is a morning star in Aquarius, well up in the south-eastern sky by sunrise.

For the configurations of Jupiter's satellites see opposite page, and for their eclipses, etc., see p. 54.

Saturn on the 15th is in R.A. 10h 59m, Decl. 8° 49' N. and transits at 19.26. It is just west of Mars, about on the meridian at sunset and setting about midnight. On the 15th it is stationary in right ascension, resuming direct, or eastward, motion among the stars.

Uranus on the 15th is in R.A. 6h 12m, Decl. 23° 41' N. and transits at 14.40.

Neptune on the 15th is in R.A. 12h 58m, Decl. 4° 24' S. and transits at 21.25.

Pluto—For information in regard to this planet, see p. 29.

			MAY		Min. of Algol	Config. of Jupiter's Sat. 4h 15m
			75th Meridian Civil Time			
d	h	m			h	m
Mon.	1				32014
Tue.	2	0 19	☾	Full Moon.....	01 27	10324
		2	Moon in Perigee. Dist. from ☉, 221,800 mi...			
Wed.	3	22	♁	Stationary in R.A.....		01234
Thu.	4		Eta Aquarid meteors.....		22 16	2034*
		22	♂	Stationary in R.A.....		
Fri.	5				d1024
Sat.	6				34012
Sun.	7			19 05	34120
Mon.	8	17 32	☾	Last Quarter.....		43201
Tue.	9	22 42	♂ ♃ ☾	♃ 2° 09' N.....		41032
Wed.	10			15 54	40123
Thu.	11				4203*
Fri.	12	14	♁	in ☿.....		4103*
		20 55	♂ ♀ ☾	♀ 1° 58' S.....		
Sat.	13			12 43	43012
Sun.	14	13	♂ ♁ ☉	Inferior.....		3120*
Mon.	15	17	Moon in Apogee. Dist. from ☉, 252,600 mi...			32014
		20	♁	Stationary in R.A.....		
Tue.	16	15 36	♂ ♁ ☾	♁ 5° 05' S.....	09 32	10324
		19 54	♁	New Moon.....		
Wed.	17				01234
Thu.	18				21034
Fri.	19	22 32	♂ ♁ ☾	♁ 4° 50' S.....	06 21	d034*
Sat.	20				30124
Sun.	21				31204
Mon.	22	21	♁	in Aphelion.....	03 10	32041
Tue.	23	6	♀	in Aphelion.....		1402*
Wed.	24	16 28	♁	First Quarter.....	23 58	40123
Thu.	25	9 32	♂ ♁ ☾	♁ 0° 07' N.....		42103
Fri.	26	6 50	♂ ♁ ☾	♁ 0° 01' N.....		42013
		19	♁	Stationary in R.A.....		
Sat.	27	17	☾ ♃ ☉	20 47	4302*
		17 59	♂ ♁ ☾	♁ 2° 46' N.....		
Sun.	28				d4310
Mon.	29				43201
Tue.	30	11	Moon in Perigee. Dist. from ☉, 222,600 mi...		17 36	41302
Wed.	31	7 43	☾	Full Moon.....		04123

Explanation of symbols and abbreviations on p. 4, of time on p. 8.

THE SKY FOR JUNE, 1950

Positions of the sun and planets are given for 0h Greenwich Civil Time.

The times of transit at the 75th meridian are given in local mean time, 0h at midnight; to change to Standard Time, see p. 10. Estimates of altitude are for an observer in latitude 45° N.

The Sun—During June the sun's R.A. increases from 4h 33m to 6h 37m and its Decl. changes from $21^{\circ} 57'$ N. to $23^{\circ} 27'$ N. at the summer solstice on the 21st and then to $23^{\circ} 10'$ N. at the end of the month. The equation of time changes from +2m 27s to -3m 31s, being zero on the 14th when the apparent sun moves to the east of the mean sun. For changes in the length of the day, see p. 13.

The Moon—For its phases, perigee and apogee times and distances, and its conjunctions with the planets, see opposite page. Times of moonrise and moonset are given on p. 20.

Mercury on the 15th is in R.A. 3h 56m, Decl. $17^{\circ} 19'$ N. and transits at 10.26. It is a morning star all month. Greatest western elongation is on the 9th but this is not a very favourable one, Mercury being only about 10° above the eastern horizon at sunrise.

Venus on the 15th is in R.A. 2h 54m, Decl. $14^{\circ} 28'$ N. and transits at 9.24. It is a morning star prominent in the east before sunrise. The brightness has declined appreciably since March, the stellar magnitude now being -3.4. Seen in a telescope the disc is now about 75 per cent. illuminated.

Mars on the 15th is in R.A. 12h 05m, Decl. $0^{\circ} 07'$ S. and transits at 18.32. It is now moving towards Spica, and is well past the meridian at sunset and sets about midnight. Although appreciably fainter than before, it still outshines everything in that part of the sky.

Jupiter on the 15th is in R.A. 22h 37m, Decl. $9^{\circ} 48'$ S. and transits at 5.05. It rises about midnight and dominates the south-eastern sky the rest of the night. On the 27th it is stationary in right ascension and begins to retrograde, or move westward, among the stars.

For the configurations of Jupiter's satellites see opposite page, and for their eclipses, etc. see p. 54.

Saturn on the 15th is in R.A. 11h 02m, Decl. $8^{\circ} 25'$ N. and transits at 17.28. It is about half-way between Regulus and Mars, well past the meridian at sunset and setting before midnight.

Uranus on the 15th is in R.A. 6h 19m, Decl. $23^{\circ} 38'$ N. and transits at 12.46.

Neptune on the 15th is in R.A. 12h 56m, Decl. $4^{\circ} 15'$ S. and transits at 19.22.

Pluto—For information in regard to this planet, see p. 29.

JUNE
75th Meridian Civil Time

Min. of Algol
Config. of Jupiter's Sat. 3h 0m

d	h	m		h	m	
Thu. 1					21043
Fri. 2			14	25	20134
Sat. 3	21		☐ ♄ ☉.....			3024*
Sun. 4					d3024
Mon. 5			11	14	32014
Tue. 6	11	37	♂ ♃ ☾ ♃ 1° 33' N.			1304*
Wed. 7	6	35	☾ Last Quarter.....			01234
Thu. 8			08	03	12043
Fri. 9	22		♃ Greatest elongation W., 23° 45'.....			42013
Sat. 10					d4102
Sun. 11			04	51	43012
Mon. 12	1		Moon in Apogee. Dist. from ☉, 252,200 mi.			43201
	2	47	♂ ♀ ☾ ♀ 5° 36' S.			
	5		♃ Greatest Hel. Lat. S.			
Tue. 13	12	13	♃ ♃ ☾ ♃ 7° 31' S.			4310*
Wed. 14	19		♀ Greatest Hel. Lat. S.	01	40	40132
Thu. 15	10	53	☉ New Moon.....			41203
Fri. 16	7	18	♂ ♄ ☾ ♄ 4° 44' S.	22	29	2013*
Sat. 17					10342
Sun. 18					30124
Mon. 19			19	18	3204*
Tue. 20					3104*
Wed. 21	17	43	♂ ♄ ☾ ♄ 0° 25' N.			01324
	18	37	☉ enters ☉, Summer commences. Long. of ☉, 90°			
Thu. 22			16	06	d1034
Fri. 23	0	12	♃ First Quarter.....			20134
	6	29	♂ ♂ ☾ ♂ 0° 22' N.			
Sat. 24	1	16	♂ ♃ ☾ ♃ 2° 58' N.			10324
Sun. 25			12	55	d3012
Mon. 26	19		♃ Stationary in R.A.			34210
Tue. 27	5		♂ ♄ ☉.....			d4320
	10		♃ Stationary in R.A.			
	16		Moon in Perigee. Dist. from ☉, 224,900 mi.			
Wed. 28			09	44	40312
Thu. 29	14	58	☉ Full Moon.....			d4103
	15		☐ ♂ ☉.....			
Fri. 30					42013

Explanation of symbols and abbreviations on p. 4, of time on p. 8.

THE SKY FOR JULY, 1950

Positions of the sun and planets are given for 0h Greenwich Civil Time.

The times of transit at the 75th meridian are given in local mean time, 0h at midnight; to change to Standard Time, see p. 10. Estimates of altitude are for an observer in latitude 45° N.

The Sun—During July the sun's R.A. increases from 6h 37m to 8h 42m and its Decl. changes from 23° 10' N. to 18° 14' N. The equation of time changes from -3m 31s to a maximum of -6m 25s on the 27th and then to -6m 17s at the end of the month. On the 5th the earth is in aphelion, that is, farthest from the sun. For changes in the length of the day, see p. 14.

The Moon—For its phases, perigee and apogee times and distances, and its conjunctions with the planets, see opposite page. Times of moonrise and moonset are given on p. 21.

Mercury on the 15th is in R.A. 7h 55m, Decl. 22° 34' N. and transits at 12.30. It is poorly placed for observation all month. Conjunction (superior) is on the 10th.

Venus on the 15th is in R.A. 5h 20m, Decl. 21° 55' N. and transits at 9.52. It is a morning star, prominent in the east before sunrise.

Mars on the 15th is in R.A. 12h 55m, Decl. 6° 09' S. and transits at 17.24. Now closing in on Spica, and passing it to the eastward late in the month, it is well down in the south-west by sunset and sets a few hours later.

Jupiter on the 15th is in R.A. 22h 36m, Decl. 10° 03' S. and transits at 3.06. Rising in the late evening it is prominent in the southern sky during the rest of the night. There is a fairly close conjunction of Jupiter with the moon on the evening of the 3rd, and again on the morning of the 31st.

For the configurations of Jupiter's satellites see opposite page, and for their eclipses, etc., see p. 54.

Saturn on the 15th is in R.A. 11h 10m, Decl. 7° 32' N. and transits at 15.38. It is in Leo still, east of Regulus, well down in the west by sunset and setting a few hours later.

Uranus on the 15th is in R.A. 6h 27m, Decl. 23° 34' N. and transits at 10.56.

Neptune on the 15th is in R.A. 12h 57m, Decl. 4° 18' S. and transits at 17.24.

Pluto—For information in regard to this planet, see p. 29.

JULY
75th Meridian Civil Time

Min. of Algol
Config. of Jupiter's Sat. 2h 15m

d	h	m		h	m	Config. of Jupiter's Sat. 2h 15m
Sat. 1	3		♂ in ♉	06	33	41023
	6		♀ in ♋			
Sun. 2						43012
Mon. 3	21	37	♂ ♃ ♄ ♃ 1° 05' N.			32140
Tue. 4				03	21	32014
Wed. 5	2		♂ ♃ ♄ ♃ 0° 26' N.			024**
	17		⊕ in Aphelion. Dist. from ☉, 94,450,000 mi.			
	21		♀ in Perihelion			
Thu. 6	21	53	♄ Last Quarter			10234
Fri. 7	2		☐ ♀ ☉	00	10	20134
Sat. 8						10234
Sun. 9	16		Moon in Apogee. Dist. from ⊕, 251,600 mi.	20	59	30124
Mon. 10	23		♂ ♃ ☉ Superior			31204
Tue. 11						32014
Wed. 12	6	39	♂ ♀ ♄ ♀ 6° 14' S.	17	47	402**
Thu. 13	17	07	♂ ♄ ♄ ♄ 4° 45' S.			41023
Fri. 14						42013
Sat. 15	0	05	☾ New Moon	14	36	4103*
	9	30	♂ ♃ ♄ ♃ 2° 49' S.			
	19		♂ ♀ ♀ ♀ 2° 03' S.			
Sun. 16	3		♀ Greatest Hel. Lat. N.			43012
Mon. 17						43120
Tue. 18				11	24	43201
Wed. 19	3	15	♂ ♃ ♄ ♃ 0° 48' N.			43102
Thu. 20						d023*
Fri. 21	7	25	♂ ♀ ♄ ♀ 3° 14' N.	08	13	20143
	12	43	♂ ♀ ♄ ♀ 1° 21' N.			
Sat. 22	5	50	☾ First Quarter			12034
Sun. 23						30124
Mon. 24				05	02	31204
Tue. 25	8		Moon in Perigee. Dist. from ⊕, 228,000 mi.			32014
Wed. 26						31024
Thu. 27				01	50	01234
Fri. 28			Delta Aquarid meteors			2043*
	10		♂ ♀ ♄ ♀ 0° 52' S.			
	23	17	☾ Full Moon			
Sat. 29				22	39	42103
Sun. 30						d4012
Mon. 31	3	51	♂ ♃ ♄ ♃ 0° 56' N.			d4310

Explanation of symbols and abbreviations on p. 4, of time on p. 8.

THE SKY FOR AUGUST, 1950

Positions of the sun and planets are given for 0h Greenwich Civil Time.

The times of transit at the 75th meridian are given in local mean time, 0h at midnight; to change to Standard Time, see p. 10. Estimates of altitude are for an observer in latitude 45° N.

The Sun—During August the sun's R.A. increases from 8h 42m to 10h 39m and its Decl. changes from $18^{\circ} 14'$ N. to $8^{\circ} 35'$ N. The equation of time changes from $-6m 17s$ to $-0m 15s$. For changes in the length of the day, see p. 14.

The Moon—For its phases, perigee and apogee times and distances, and its conjunctions with the planets, see opposite page. Times of moonrise and moonset are given on p. 21.

Mercury on the 15th is in R.A. 11h 15m, Decl. $3^{\circ} 47'$ N. and transits at 13.44. It is an evening star all month but very poorly placed for observation even on the 21st when it is at greatest eastern elongation.

Venus on the 15th is in R.A. 8h 01m, Decl. $20^{\circ} 46'$ N. and transits at 10.30. It is a morning star, prominent in the east just before sunrise.

Mars on the 15th is in R.A. 14h 01m, Decl. $13^{\circ} 05'$ S. and transits at 16.28. East of Spica and now only a little brighter, it is well down in the south-west at sunset and sets about two hours later.

Jupiter on the 15th is in R.A. 22h 25m, Decl. $11^{\circ} 15'$ S. and transits at 0.53. It rises soon after sunset and is prominent in the southern sky for the rest of the night. It is in opposition with the sun on the 26th.

For the configurations of Jupiter's satellites see opposite page, and for their eclipses, etc., see p. 54.

Saturn on the 15th is in R.A. 11h 22m, Decl. $6^{\circ} 14'$ N. and transits at 13.48. At the first of the month it is still to be seen low in the west after sunset but by the end of the month it is too close to the sun.

Uranus on the 15th is in R.A. 6h 34m, Decl. $23^{\circ} 29'$ N. and transits at 9.01.

Neptune on the 15th is in R.A. 12h 59m, Decl. $4^{\circ} 32'$ S. and transits at 15.24.

Pluto—For information in regard to this planet, see p. 29.

			AUGUST				Min. of Algol	Config. of Jupiter's Sat. 1h 15m
			75th Meridian Civil Time					
d	h	m				h	m	
Tue.	1				19	27	43201
Wed.	2						43102
Thu.	3						40132
Fri.	4				16	16	42103
Sat.	5	14 56	☾ Last Quarter.....					d4203
Sun.	6	10	Moon in Apogee. Dist. from ⊕, 251,200 mi...					O3142
Mon.	7				13	04	31024
Tue.	8	14	♃ in ♉.....					32014
Wed.	9						31024
Thu.	10	1	♀ in ♋.....			09	53	O3124
		3 49	♂♂♄ ♂ 4° 50' S.....					
Fri.	11	9 46	♂♀♄ ♀ 4° 43' S.....					21034
Sat.	12		Perseid meteors.....					d2034
Sun.	13	11 48	☾ New Moon.....			06	42	O1324
Mon.	14						d3102
Tue.	15	13 00	♂♃♄ ♃ 2° 14' S.....					34201
		15 01	♂♃♄ ♃ 1° 11' N.....					
Wed.	16	17	♂♃♃ ♃ 3° 31' S.....			03	30	4310*
Thu.	17	14 02	♂♄♄ ♄ 3° 27' N.....					40312
Fri.	18	20	♃ in Aphelion.....					41203
		23 01	♂♂♄ ♂ 2° 31' N.....					
Sat.	19				00	19	42013
Sun.	20	0	Moon in Perigee. Dist. from ⊕, 229,800 mi...					4032*
		10 35	☾ First Quarter.....					
Mon.	21	6	♃ Greatest elongation E., 27° 24'.....			21	07	43102
Tue.	22						32401
Wed.	23						31204
Thu.	24				17	56	O124*
Fri.	25						12034
Sat.	26	2	♂♃♄ Dist. from ⊕, 371,200,000 mi...					20134
Sun.	27	6 31	♂♃♄ ♃ 1° 07' N.....			14	43	10234
		9 51	☾ Full Moon.....					
Mon.	28						31024
Tue.	29						32014
Wed.	30				11	33	31204
Thu.	31						43012

Explanation of symbols and abbreviations on p. 4, of time on p. 8.

THE SKY FOR SEPTEMBER, 1950

Positions of the sun and planets are given for 0h Greenwich Civil Time.

The times of transit at the 75th meridian are given in local mean time, 0h at midnight; to change to Standard Time, see p. 10. Estimates of altitude are for an observer in latitude 45° N.

The Sun—During September the sun's R.A. increases from 10h 39m to 12h 27m and its Decl. changes from 8° 35' N. to 2° 53' S. The equation of time changes from -0m 15s to +10m 01s, the apparent sun passing to the west of the mean sun on the 1st. On the 23rd at 9.44 E.S.T. the sun crosses the equator southward, enters the sign of Libra, and autumn commences. There is a total eclipse of the sun on the 11th, not visible in North America generally. (see p. 29.) For changes in the length of the day, see p. 15.

The Moon—For its phases, perigee and apogee times and distances, and its conjunctions with the planets, see opposite page. Times of moonrise and moonset are given on p. 22. There is a total eclipse of the moon on the night of the 25th - 26th, visible in North America. (See p. 29.) The full moon at the time of this eclipse is the Harvest Moon.

Mercury on the 15th is in R.A. 11h 40m, Decl. 1° 55' S. and transits at 12.02. Until late in the month it is poorly placed for observation. After inferior conjunction on the 17th it rapidly improves as a morning star and by the end of the month it is about 15° above the eastern horizon at sunrise.

Venus on the 15th is in R.A. 10h 33m, Decl. 10° 27' N. and transits at 11.00. It is still visible as a morning star low in the east before sunrise but its position is rapidly worsening and by the end of the month it is too low at sunrise for easy observation.

Mars on the 15th is in R.A. 15h 20m, Decl. 19° 27' S. and transits at 15.45. It is just west of Antares and comparable with it in brightness and colour. It is low in the south-west at sunset and sets shortly after.

Jupiter on the 15th is in R.A. 22h 10m, Decl. 12° 42' S. and transits at 22.32. It rises about sunset and is prominent in the southern sky all night.

For the configurations of Jupiter's satellites see opposite page, and for their eclipses, etc., see p. 54.

Saturn on the 15th is in R.A. 11h 36m, Decl. 4° 44' N. and transits at 12.00. It is too close to the sun for observation, conjunction being on the 15th. It is at this time that the earth passes through the plane of the rings. For the next 14½ years we will be seeing the north side of the rings.

Uranus on the 15th is in R.A. 6h 40m, Decl. 23° 26' N. and transits at 7.04.

Neptune on the 15th is in R.A. 13h 02m, Decl. 4° 54' S. and transits at 13.25.

Pluto—For information in regard to this planet, see p. 29.

SEPTEMBER
75th Meridian Civil Time

Min. of Algol
Config. of Jupiter's Sat. 23h 30m

d	h	m		h	m	Config. of Jupiter's Sat. 23h 30m
Fri.	1				42013
Sat.	2		08	22	41023
Sun.	3	5	Moon in Apogee. Dist. from ☉, 251,300 mi...			43012
		9	♁ Stationary in R.A.			
Mon.	4	8 53	♁ Last Quarter.			4320*
Tue.	5		05	10	43210
Wed.	6	14 33	♂ ♁ ♁ ♁ 4° 54' S.			43012
Thu.	7				1023*
Fri.	8	4	♁ Greatest Hel. Lat. S.	01	59	20143
Sat.	9				10234
Sun.	10	14 40	♂ ♀ ♁ ♀ 1° 24' S.	22	47	d0124
Mon.	11	22 29	♁ New Moon.			32104
			Total eclipse of ☉, see p. 29.			
Tue.	12	5 21	♂ ♁ ♁ ♁ 1° 33' N.			32104
		11 49	♂ ♁ ♁ ♁ 4° 35' S.			
		15	♀ in Perihelion.			
Wed.	13	22 43	♂ ♀ ♁ ♀ 3° 35' N.	19	36	30124
Thu.	14				10234
Fri.	15	2	Moon in Perigee. Dist. from ☉, 227,500 mi...			20413
		22	♂ ♁ ☉ ♂ ♁ ♁ ♁ 5° 51' S.	16	24	4103*
Sat.	16	0	♂ ♁ ♁ ♁ 3° 26' N.			
		12 13	♂ ♁ ☉ Inferior.			40312
Sun.	17	3			43210
Mon.	18	15 54	♁ First Quarter.			d4320
Tue.	19		13	13	43012
Wed.	20				41032
Thu.	21				42013
Fri.	22		10	02	14203
Sat.	23	7 37	♂ ♁ ♁ ♁ 1° 25' N.			
		9 44	♁ enters ♄, Autumn commences. Long. of ☉, 180°			
		22	♂ ♁ ♀ ♁ 2° 39' S.			
Sun.	24				03412
Mon.	25	12	♁ Stationary in R.A.	06	50	31204
		23 21	♁ Full Moon. Harvest Moon.			
			Total eclipse of ♁, see p. 29.			
Tue.	26				32014
Wed.	27	5	♁ in ♁			3024*
Thu.	28		03	39	1024*
Fri.	29	17	♂ ♀ ♁ ♀ 0° 33' S.			20134
Sat.	30	23	Moon in Apogee. Dist. from ☉, 251,800 mi...			12034

Explanation of symbols and abbreviations on p. 4, of time on p. 8.

THE SKY FOR OCTOBER, 1950

Positions of the sun and planets are given for 0h Greenwich Civil Time.

The times of transit at the 75th meridian are given in local mean time, 0h at midnight; to change to Standard Time, see p. 10. Estimates of altitude are for an observer in latitude 45° N.

The Sun—During October the sun's R.A. increases from 12h 27m to 14h 23m and its Decl. changes from 2° 53' S. to 14° 11' S. The equation of time changes from + 10m 01s to + 16m 21s. For changes in the length of day, see p. 15.

The Moon—For its phases, perigee and apogee times and distances, and its conjunctions with the planets, see opposite page. Times of moonrise and moonset are given on p. 22. The full moon of the 25th is the Hunter's Moon.

Mercury on the 15th is in R.A. 12h 35m, Decl. 1° 44' S. and transits at 11.05. It is a morning star all month. Greatest western elongation is on the 2nd, this being quite a favourable elongation. For about a week at this time Mercury should be easily found low in the eastern sky just before sunrise. On the morning of the sixth it is interestingly close to Saturn.

Venus on the 15th is in R.A. 12h 52m, Decl. 4° 02' S. and transits at 11.20. It is too close to the sun for easy observation.

Mars on the 15th is in R.A. 16h 48m, Decl. 23° 41' S. and transits at 15.16. Moving rapidly eastward past Antares it may still be seen low in the south-west for a short time after sunset.

Jupiter on the 15th is in R.A. 22h 01m, Decl. 13° 27' S. and transits at 20.25. It is well up in the south-east by sunset and dominates the southern sky most of the night. On the 24th it is stationary in right ascension and resumes direct, or eastward, motion among the stars.

For the configurations of Jupiter's satellites see opposite page, and for their eclipses, etc., see p. 54.

Saturn on the 15th is in R.A. 11h 49m, Decl. 3° 19' N. and transits at 10.15. It is a morning star in Virgo, rising an hour or two before the sun. The rings are still quite thin after their recent edgewise presentation. On the morning of the 6th Saturn and Mercury are interestingly close together.

Uranus on the 15th is in R.A. 6h 41m, Decl. 23° 25' N, and transits at 5.08.

Neptune on the 15th is in R.A. 13h 06m, Decl. 5° 20' S. and transits at 11.32.

Pluto—For information in regard to this planet, see p. 29.

OCTOBER
75th Meridian Civil Time

Min. of
Algol
Config. of
Jupiter's
Sat.
21h 45m

d	h	m		h	m		
Sun.	1	20	♁	in Perihelion.....	00	28	O3142
Mon.	2	20	♁	Greatest elongation W., 17° 55'.....			d3140
Tue.	3	0	☐ ♂ ☉	21	16	34201
Wed.	4	0	♂ ♂ ☾	♁ 4° 54' S.....			43102
		2	☾	Last Quarter.....			
		53	♀	Greatest Hel. Lat. N.....			
Thu.	5	13				d402*
Fri.	6	4	♂ ♃ ♄	♁ 0° 16' S.....	18	05	42013
Sat.	7					42103
Sun.	8					40132
Mon.	9	21	♂ ♃ ☾	♃ 1° 57' N.....	14	54	1302
Tue.	10	7	♂ ♃ ☾	♁ 2° 32' N.....			32401
		19	♂ ♃ ☉			
		19	♂ ♃ ♀	♀ 2° 39' N.....			
Wed.	11	8	♁	New Moon.....			3104*
		9	♂ ♃ ☾	♃ 3° 40' N.....			
Thu.	12	2	♁	Greatest Hel. Lat. N.....	11	42	30124
		23		Moon in Perigee. Dist. from ☉, 224,300 mi...			2034*
Fri.	13					21034
Sat.	14					O1234
Sun.	15	4	♂ ♂ ☾	♂ 3° 52' N.....	08	31	13024
		19	♁	Stationary in R.A.....			32014
Mon.	16					32014
Tue.	17	23	♁	First Quarter.....			4203*
Wed.	18	0	♂ ♃ ♃	♀ 0° 15' S.....	05	20	42103
Thu.	19	20	♂ ♃ ♃	♁ 0° 03' N.....			40123
Fri.	20	10	♂ ♃ ☾	♃ 1° 33' N.....			41302
Sat.	21	27		02	09	43201
Sun.	22			Orionid meteors.....			43120
Mon.	23			22	57	43012
Tue.	24	9	♃	Stationary in R.A.....			4203*
		23	♂ ♃ ♃	♁ 0° 03' S.....			42103
Wed.	25	15	♁	Full Moon. Hunter's Moon.....			40123
Thu.	26	46		19	46	41302
Fri.	27					12043
Sat.	28	15		Moon in Apogee. Dist. from ☉, 252,400 mi...			d2043
Sun.	29			16	35	O1234
Mon.	30					d1024
Tue.	31	7	♂ ♂ ☾	♁ 4° 46' S.....			32014

Explanation of symbols and abbreviations on p. 4, of time on p. 8.

THE SKY FOR NOVEMBER, 1950

Positions of the sun and planets are given for 0h Greenwich Civil Time.

The times of transit at the 75th meridian are given in local mean time, 0h at midnight; to change to Standard Time, see p. 10. Estimates of altitude are for an observer in latitude 45° N.

The Sun—During November the sun's R.A. increases from 14h 23m to 16h 26m and its Decl. changes from $14^{\circ} 11'$ S. to $21^{\circ} 41'$ S. The equation of time changes from + 16m 21s to a maximum of + 16m 24s on the 4th and then to + 11m 16s at the end of the month. For changes in the length of the day, see p. 16.

The Moon—For its phases, perigee and apogee times and distances, and its conjunctions with the planets, see opposite page. Times of moonrise and moonset are given on p. 23.

Mercury on the 15th is in R.A. 15h 49m, Decl. $21^{\circ} 11'$ S. and transits at 12.17. It is an evening star all month after superior conjunction on the 1st but it is very poorly placed for observation.

Venus on the 15th is in R.A. 15h 20m, Decl. $17^{\circ} 48'$ S. and transits at 11.47. It is too close to the sun all month for observation, being in superior conjunction on the 13th.

Mars on the 15th is in R.A. 18h 29m, Decl. $24^{\circ} 36'$ S. and transits at 14.54. It is now in Sagittarius and still visible after sunset because of its rapid eastward motion among the stars.

Jupiter on the 15th is in R.A. 22h 04m, Decl. $13^{\circ} 09'$ S. and transits at 18.26. It is well up in the south-east at sunset and is prominent in the south-western sky until about midnight.

For the configurations of Jupiter's satellites see opposite page, and for their eclipses, etc., see p. 55.

Saturn on the 15th is in R.A. 12h 01m, Decl. $2^{\circ} 05'$ N. and transits at 8.25. It is a morning star in Virgo, rising a few hours before the sun.

Uranus on the 15th is in R.A. 6h 40m, Decl. $23^{\circ} 27'$ N. and transits at 3.04.

Neptune on the 15th is in R.A. 13h 10m, Decl. $5^{\circ} 44'$ S. and transits at 9.34.

Pluto—For information in regard to this planet, see p. 29.

NOVEMBER
75th Meridian Civil Time

Min.
of
Algol
Config.
of
Jupiter's
Sat.
20h 30m

d	h	m		h	m	
Wed. 1	12		♄♃☉ Superior.....	13	24	31204
Thu. 2	20	00	☾ Last Quarter.....			30124
Fri. 3					10234
Sat. 4	13		♃ in ☾.....	10	13	20143
Sun. 5					4023*
Mon. 6	13	38	♄♃☾ ♃ 2° 26' N.....			41032
Tue. 7	22	38	♄♃☾ ♃ 3° 48' N.....	07	01	43201
Wed. 8					43210
Thu. 9	18	25	☾ New Moon.....			43012
	19	06	♄♀☾ ♀ 4° 53' N.....			41032
Fri. 10			Taurid meteors.....			
	4	47	♄♃☾ ♃ 3° 45' N.....	03	50	
	8		Moon in Perigee. Dist. from ☉, 222,000 mi...			
Sat. 11					42013
Sun. 12	22	34	♄♃☾ ♂ 3° 44' N.....			4103*
Mon. 13	18		♄♀☉ Superior.....	00	39	d0432
Tue. 14	20		♃ in Aphelion.....			32014
Wed. 15			21	28	32104
Thu. 16			Leonid meteors.....			30124
	10	06	☾ First Quarter.....			
	18	03	♄♃☾ ♃ 1° 22' N.....			
Fri. 17					1024*
Sat. 18			18	17	20134
Sun. 19					1034*
Mon. 20					01324
Tue. 21	15		☐♃☉.....	15	06	d320*
Wed. 22					34210
Thu. 23					43012
Fri. 24	10	14	☉ Full Moon.....	11	55	41302
	19		Moon in Apogee. Dist. from ☉, 252,600 mi...			
Sat. 25					42013
Sun. 26					41203
Mon. 27			Bielid meteors.....			40132
	12	08	♄♃☾ ♂ 4° 35' S.....	08	44	
Tue. 28					d430*
Wed. 29	15		♀ in ☾.....			32410
Thu. 30			05	33	30214

Explanation of symbols and abbreviations on p. 4, of time on p. 8.

THE SKY FOR DECEMBER, 1950

Positions of the sun and planets are given for 0h Greenwich Civil Time.

The times of transit at the 75th meridian are given in local mean time, 0h at midnight; to change to Standard Time, see p. 10. Estimates of altitude are for an observer in latitude 45° N.

The Sun—During December the sun's R.A. increases from 16h 26m to 18h 42m and its Decl. changes from 21° 41' S. to 23° 27' S. at the winter solstice on the 22nd and then to 23° 05' S. at the end of the month. The equation of time changes from +11m 16s to -3m 06s, being zero on the 25th when the apparent sun passes to the east of the mean sun. For changes in the length of the day, see p. 16.

The Moon—For its phases, perigee and apogee times and distances, and its conjunctions with the planets, see opposite page. Times of moonrise and moonset are given on p. 23.

Mercury on the 15th is in R.A. 18h 57m, Decl. 24° 43' S. and transits at 13.25. It is an evening star all month, but even at greatest eastern elongation on the 15th it is hard to see, being very low in the south-west at sunset.

Venus on the 15th is in R.A. 18h 00m, Decl. 24° 03' S. and transits at 12.29. It is an evening star but poorly placed all month for easy observation.

Mars on the 15th is in R.A. 20h 09m, Decl. 21° 27' S. and transits at 14.36. Moving into Capricornus, it is still to be seen in the south-west after sunset. It has now faded to magnitude 1.3.

Jupiter on the 15th is in R.A. 22h 17m, Decl. 11° 52' S. and transits at 16.41. It is on the meridian shortly after sunset and is prominent in the south-western sky during the evening.

For the configurations of Jupiter's satellites see opposite page, and for their eclipses, etc., see p. 55.

Saturn on the 15th is in R.A. 12h 10m, Decl. 1° 21' N. and transits at 6.35. It is a morning star in Virgo, rising soon after midnight.

Uranus on the 15th is in R.A. 6h 35m, Decl. 23° 32' N. and transits at 1.02.

Neptune on the 15th is in R.A. 13h 13m, Decl. 6° 01' S. and transits at 7.39.

Pluto—For information in regard to this planet, see p. 29.

DECEMBER			Min. of Algol	Config. of Jupiter's Sat.
75th Meridian Civil Time			19h 30m	
d	h	m	h m	
Fri.	1			31024
Sat.	2	11 22	☾ Last Quarter.....	20134
Sun.	3			12034
Mon.	4	3 24	♂♂ ☾ ♃ 3° 01' N.....	01234
Tue.	5	4	♃ Greatest Hel. Lat. S.....	d1024
		4	♂ Greatest Hel. Lat. S.....	
		10 33	♂♂♂ ☽ ♃ 4° 04' N.....	
Wed.	6			d3204
Thu.	7			304**
Fri.	8	20	Moon in Perigee. Dist. from ⊕, 221,700 mi...	31402
Sat.	9	4 28	☾ Last Quarter.....	42013
		15 28	♂♀☾ ♃ 4° 36' N.....	
Sun.	10	13 19	♂♂☾ ♃ 2° 38' N.....	42103
Mon.	11	20 19	♂♂☾ ♂ 3° 01' N.....	40123
Tue.	12		Geminid meteors.....	41032
Wed.	13			43201
Thu.	14	7 43	♂♂☾ ♃ 0° 53' N.....	430**
Fri.	15	10	♃ Greatest elongation E., 20° 29'.....	43102
Sat.	16	0 56	♃ First Quarter.....	2401*
Sun.	17			10 27
Mon.	18			01234
Tue.	19			10324
Wed.	20			07 17
Thu.	21	21	Moon in Apogee. Dist. from ⊕, 252,400 mi...	23014
Fri.	22	5 14	☉ enters ♏, Winter commences. Long. of ☉, 270°	d3024
Sat.	23	5	♃ Stationary in R.A.....	04 06
Sun.	24	4	♃ in ♏.....	2014*
		5	☾♂☉.....	21043
		5 23	☾ Full Moon.....	
		16 04	♂♂☾ ♂ 4° 30' S.....	
Mon.	25			40213
Tue.	26			00 55
Wed.	27	16	♂♂♀ ♃ 2° 09' N.....	42301
Thu.	28	19	♃ in Perihelion.....	21 44
Fri.	29	13	♂♂☉ Dist. from ⊕, 1,663,000,000 mi.	43210
Sat.	30	10	♂ in Perihelion.....	d430*
Sun.	31	12 57	♂♂☾ ♃ 3° 36' N.....	18 33
				40213

Explanation of symbols and abbreviations on p. 4, of time on p. 8.

PHENOMENA OF JUPITER'S SATELLITES, 1950

By CHARLES E. APGAR, Westfield, New Jersey

JANUARY					JULY					SEPTEMBER				
d	h	m	Sat.	Phen.	d	h	m	Sat.	Phen.	d	h	m	Sat.	Phen.
7	17	40	IV	TI	3	1	28	IV	ER	1	2	13	II	Te
10	17	52	I	OD	4	2	9	I	SI	1	2	37	II	Se
11	17	56	I	Se	4	2	9	I	TI	2	20	48	II	ER
Jupiter being near the Sun, phenomena of the Satellites are not given from January 15 to March 28.					5	5	22	IV	OR	3	3	28	I	OD
					6	2	10	III	OR	4	4	24	I	OR
					6	4	16	III	SI	4	22	41	I	SI
					7	2	37	II	TI	4	23	13	I	TI
					7	3	36	II	Se	5	0	58	I	Se
					8	20	47	II	OR	5	1	30	I	Te
					9	0	32	II	OR	5	22	50	I	OR
					9	21	29	III	OR	6	2	10	III	OR
					11	3	28	I	ED	6	4	16	III	SI
					12	0	35	I	ER	7	2	37	II	TI
					12	0	57	I	SI	7	3	36	II	Se
					12	2	53	I	TI	8	20	47	II	OR
					12	3	14	I	ED	9	0	32	II	OR
					12	21	56	I	ED	9	21	29	III	OR
					13	0	34	I	Te	11	3	28	I	ED
					13	21	21	I	OR	12	0	35	I	SI
					13	21	40	I	TI	12	0	57	I	TI
					13	21	51	I	Se	12	2	53	I	Se
					14	2	3	IV	Te	12	3	14	I	Te
					15	23	23	II	ED	12	21	56	I	ED
					16	2	47	III	OR	13	0	34	I	OR
					16	20	20	III	ED	13	21	21	I	TI
					17	0	47	III	ER	13	21	40	I	TI
					17	21	25	II	SI	13	21	51	I	Se
					17	21	50	II	TI	13	23	17	IV	Te
					19	2	30	I	Se	14	2	3	IV	Te
					19	2	41	I	Te	15	23	23	II	ED
					19	4	47	I	OR	16	2	47	III	OR
					19	23	51	I	ED	16	20	20	III	ED
					20	2	17	I	OR	17	0	47	III	OR
					20	20	58	I	SI	17	21	25	II	TI
					20	21	7	I	TI	17	21	50	II	TI
					20	23	16	I	Se	17	21	50	II	TI
					20	23	24	I	Te	19	2	30	I	Se
					21	20	43	I	OR	19	2	41	I	Te
					22	3	19	IV	ED	19	4	47	I	OR
					23	1	59	II	ED	19	23	51	I	ED
					24	0	21	III	ED	20	2	17	I	OR
					24	4	3	III	OR	20	20	58	I	SI
					24	21	8	II	SI	20	21	7	I	TI
					24	21	12	II	TI	20	23	16	I	Se
					25	0	1	II	Se	20	23	24	I	Te
					25	0	4	II	Te	21	20	43	I	OR
					26	4	25	I	SI	21	20	43	I	OR
					26	4	25	I	TI	22	3	19	IV	ED
					27	1	44	I	OD	23	1	59	II	ED
					27	4	3	I	ER	24	0	21	III	ED
					27	22	50	I	TI	24	4	3	III	OR
					27	22	53	I	Se	24	21	8	II	SI
					28	1	7	I	TI	25	0	1	II	Se
					28	1	11	I	Se	25	0	4	II	Te
					28	20	10	I	OD	26	4	25	I	SI
					28	22	32	I	ER	26	4	25	I	TI
					29	19	33	I	Te	27	1	44	I	OD
					29	19	39	I	Se	27	4	3	I	ER
					30	4	23	II	OD	27	22	50	I	TI
					31	3	52	III	OD	27	22	53	I	ED
					31	23	45	II	TI	28	1	7	I	SI
									Se	28	1	11	I	OR
									Te	28	20	10	I	TI
									SI	28	22	32	I	Se
									TI	29	19	33	I	Te
									OR	29	19	39	I	Se
									ED	30	4	23	II	OD
									Te	31	3	52	III	OD
									Se	31	23	45	II	TI
									TI					SI
									OR					
									SI					
									TI					
									OR					
									SI					
									TI					
									OR					
									SI					
									TI					
									OR					
									SI					
									TI					
									OR					
									SI					
									TI					
									OR					
									SI					
									TI					
									OR					
									SI					
									TI					
									OR					
									SI					
									TI					
									OR					
									SI					
									TI					
									OR					
									SI					
									TI					
									OR					
									SI					
									TI					
									OR					
									SI					
									TI					
									OR					
									SI					
									TI					
									OR					
									SI					
									TI					
									OR					
									SI					
									TI					
									OR					
									SI					
									TI					
									OR					
									SI					
									TI					
									OR					
									SI					
									TI					
									OR					
									SI					
									TI					
									OR					
									SI					
									TI					
									OR					
									SI					
									TI					
									OR					
									SI					
									TI					
									OR					
									SI					
									TI					
									OR					
									SI					
									TI					
									OR					
									SI					
									TI					
									OR					
									SI					
									TI					
									OR					
									SI					
									TI					
									OR					
									SI					
									TI					
									OR					
									SI					
									TI					
									OR					
									SI					
									TI					
									OR					
									SI					
									TI					
									OR					
									SI					
									TI					
									OR					
									SI					
									TI					
									OR					
									SI					
									TI					
									OR					
									SI					
									TI					
									OR					
									SI					
									TI					
									OR					
									SI					

October—cont'd				NOVEMBER				DECEMBER					
				d	h	Sat.	Phen.	d	h	Sat.	Phen.		
4	23	22	I	21	22	4	I	10	23	10	II	TI	
5	20	31	I	22	19	23	I	12	17	31	II	OD	
5	20	40	III	23	21	3	III	12	21	32	I	OD	
5	21	27	I	23	22	27	III	12	23	9	II	ER	
5	22	47	I	25	23	8	II	13	18	44	I	TI	
5	23	44	I	27	18	8	II	13	20	4	I	SI	
6	0	10	III	27	20	35	II	13	21	1	I	Te	
6	0	31	III	27	21	7	IV	13	22	20	I	Se	
6	21	4	I	27	23	18	I	14	17	54	II	Se	
7	18	13	I	27	23	24	II	14	19	38	I	ER	
10	0	4	II	28	20	29	I	17	19	12	III	OD	
11	0	20	IV	28	21	43	I	17	22	44	III	OR	
11	18	14	II	28	22	45	I	19	20	8	II	OD	
11	23	15	II	ER	28	23	59	I	Se	20	20	40	I
12	1	11	I	OD	29	17	46	I	OD	20	22	0	I
12	22	19	I	TI	29	17	51	II	ER	20	22	56	I
12	23	23	I	SI	30	18	18	I	ER	21	17	41	II
13	0	13	III	OD	30	18	23	I	Se	21	17	52	II
13	0	36	I	Te	30	21	22	III	TI	21	17	56	I
13	18	12	II	Se						21	17	58	III
13	19	38	I	OD						21	19	19	IV
13	22	59	I	ER						21	20	29	II
14	19	3	I	Te	3	20	4	III	ER	21	21	33	I
14	20	8	I	Se	3	20	38	II	TI	22	17	25	I
16	18	24	III	SI	3	23	11	II	SI	22	18	45	I
16	21	50	III	Se	3	23	28	II	Te	22	22	36	I
18	20	40	II	OD	4	22	21	I	TI	28	17	40	II
19	19	47	IV	SI	4	23	39	I	SI	28	18	39	III
20	0	5	IV	Se	5	18	17	IV	Se	28	19	52	I
20	0	9	I	TI	5	19	39	I	OD	28	20	17	II
20	17	58	II	SI	5	20	30	II	ER	28	20	30	II
20	18	31	II	Te	5	23	13	I	ER	28	22	0	III
20	20	48	II	Se	6	18	8	I	SI	29	18	25	I
20	21	28	I	OD	6	19	7	I	Te	29	19	22	I
21	0	54	I	ER	6	20	24	I	Se	29	20	41	I
21	18	37	I	TI	7	17	42	I	ER	30	17	46	II
21	19	47	I	SI	10	18	46	III	OR	30	17	57	I
21	20	54	I	Te	10	20	40	III	ED	30	20	54	IV

E—eclipse, O—occultation, T—transit, S—shadow, D—disappearance, R—reappearance, I—ingress, e—egress; 75th Meridian Civil Time. (For other times see p. 8.)

LUNAR OCCULTATIONS

Prepared by J. F. HEARD

When the moon passes between the observer and a star that star is said to be occulted by the moon and the phenomenon is known as a lunar occultation. The passage of the star behind the east limb of the moon is called the immersion and its appearance from behind the west limb the emersion. As in the case of eclipses, the times of immersion and emersion and the duration of the occultation are different for different places on the earth's surface. The tables given below, adapted from the 1950 Nautical Almanac, give the times of immersion or emersion or both for occultations of stars of magnitude 4.5 or brighter visible at Toronto and at Montreal and also at Vancouver and Calgary, at night. Emersions at the bright limb of the moon are given only in the case of stars brighter than magnitude 3.5. The terms *a* and *b* are for determining corrections to the times of the phenomena for stations within 300 miles of the standard stations. Thus if λ_0, ϕ_0 , be the longitude and latitude of the standard station and λ, ϕ , the longitude and latitude of the neighbouring station then for the neighbouring station we have—

Standard Time of phenomenon = Standard Time of phenomenon at the standard station + $a(\lambda - \lambda_0) + b(\phi - \phi_0)$

where $\lambda - \lambda_0$ and $\phi - \phi_0$ are expressed in degrees. The quantity *P* in the table is the position angle of the point of contact on the moon's disk reckoned from the north point towards the east.

LUNAR OCCULTATIONS VISIBLE AT TORONTO AND MONTREAL, 1950

Date	Star	Mag.	I or E	Age of Moon	Toronto				Montreal					
					E.S.T.	a	b	P	E.S.T.	a	b	P		
					h m	m	m	°	h m	m	m	°		
Aug. 7	27 Tau	3.8	E	23.1	h	m	m	°	h	m	m	°		
20	π Scr	3.0	I	7.3	Low	00	24.8	-0.4	+0.7	304	
20	π Scr	3.0	E	7.3	Sun	18	59.8	-1.9	-0.3	73	
Oct. 27	23 Tau	4.2	I	16.6	19	58.1	-1.6	-1.4	315	20	04.6	-1.5	-1.5	318
27	η Tau	3.0	I	16.6	20	53.9	-0.2	+1.9	63	20	59.0	-0.4	+1.9	68
27	η Tau	3.0	I	16.6	21	34.6	-0.3	+2.1	56	21	41.0	-0.6	+2.0	61
27	23 Tau	4.2	E	16.6	22	00.6	-0.6	+1.9	246	22	08.3	-0.7	+2.0	240
27	27 Tau	3.8	I	16.6	22	31.3	-1.9	+0.6	111	22	44.3	-2.5	-0.2	119
27	η Tau	3.0	E	16.6	22	45.1	-1.0	+1.8	251	22	54.7	-1.1	+1.8	246
27	27 Tau	3.8	E	16.6	23	21.8	-0.1	+3.5	197	23	28.8	+0.1	+4.2	189
Nov. 24	η Tau	3.0	I	14.5	06	18.3	+0.1	-1.2	84	Low	

LUNAR OCCULTATIONS VISIBLE AT VANCOUVER AND CALGARY, 1950

Date	Star	Mag.	I or E	Age of Moon	Vancouver				Calgary					
					P.S.T.	a	b	P	M.S.T.	a	b	P		
					h m	m	m	°	h m	m	m	°		
Jan. 2	136 Tau	4.5	I	14.3	17	14.5	0.0	+1.4	92	18	18.0	-0.3	+1.3	101
11	α Vir	1.2	I	22.8	06	02.4	+0.1	-2.0	182	07	03.2	-0.6	-1.3	161
11	α Vir	1.2	E	22.8	06	43.7	-2.5	+0.3	251	08	01.2	-1.7	-0.8	269
30	136 Tau	4.5	I	12.2	04	26.4	+0.5	-1.6	117	Low	
Apr. 19	27 Tau	3.8	I	2.8	20	27.5	—	—	10	No. occ.	
Sep. 3	17 Tau	3.8	I	20.8	03	23.4	-1.1	+1.9	56	04	37.2	-1.4	+1.4	64
3	20 Tau	4.0	I	20.8	04	24.5	-0.6	+3.5	19	Sun	
3	17 Tau	3.8	E	20.8	04	44.6	-1.7	+0.8	255	Sun	
26-27	ε Psc	4.4	I	15.2	23	53.0	-1.3	+1.4	56	01	07.4	-1.5	+0.8	67
27	ε Psc	4.4	E	15.2	01	11.2	-1.2	+1.2	226	02	22.8	-1.0	+1.1	218
Oct. 27	23 Tau	4.2	E	16.6	18	46.6	—	—	319	19	52.4	-0.5	+1.0	306
27	27 Tau	3.8	I	16.6	19	24.7	+0.4	+1.9	45	20	24.6	+0.2	+1.9	52
27	27 Tau	3.8	E	16.6	20	18.9	-0.3	+1.6	270	21	24.2	-0.4	+1.7	261
Nov. 24	η Tau	3.0	I	14.5	02	50.6	-1.1	-2.0	102	03	56.5	-0.8	-1.7	93
24	η Tau	3.0	E	14.5	03	58.5	-0.9	-0.3	235	05	04.5	-0.6	-0.9	247

METEORS AND METEORITES

By PETER M. MILLMAN

A meteor or "shooting star" appears when one of the larger particles comprising the dust of space happens to encounter the earth's atmosphere at high velocity. In general the particle is completely vapourized high in the upper atmosphere but occasionally it is large enough so that a portion reaches the earth's surface, and this solid lump of iron or stone is known as a meteorite. The study of meteors and meteorites contributes a large amount of valuable information concerning the nature and origin of the universe and there are many intriguing problems in this field awaiting solution. The amateur can do work of lasting value here, as the large and very expensive instrumental equipment required for most astronomical research is not needed for the study of meteors.

For any given observation point there is no way of predicting in advance just where the next meteor will appear, in other words, it is chiefly a matter of chance whether it appears north, south, east, west, or directly overhead. Taking an overall average for the whole year and all parts of the night a single observer with an unobstructed view of the sky will see 10 meteors per hour on a clear

moonless night. This statement must be qualified by the fact that meteors are roughly twice as numerous during the second half of the night as they are during the first, and their rate of appearance is approximately doubled for the second half of the year as compared with the first six months. There is also a great variation in meteor frequency from one night to the next. The observed meteors range in brightness all the way from those only visible in fairly large telescopes up to great fireballs exceeding the full moon in luminosity. The frequency of meteors increases approximately in inverse proportion to their brightness.

In addition to the stray so-called "sporadic" meteors which appear on any night of the year, there are various swarms of meteors, each swarm moving along in its particular elliptical orbit about the sun. In most cases these meteor orbits are found to correspond closely with those of certain comets. When the earth encounters such a swarm of meteors the apparent paths, when projected backwards in the sky, all seem to meet in a point, a result of perspective. This point indicates the direction from which the meteors are coming and is called the "radiant". The meteor shower is commonly called after the constellation in which the radiant is located. The best known meteor showers are listed in the accompanying table which has been compiled from various sources. Of these showers the Perseids and Geminids are the most consistent. Some, such as the Leonids, Giacobinids, and Bielids, have provided spectacular displays in certain years and in others have been almost or totally absent. The Bielids have scarcely been observed at all since the 19th century; the Giacobinids were first observed in 1933. The hourly number listed in the table is the approximate number of meteors which are likely to be seen in one hour by a single observer on a clear moonless night at the shower maximum in a normal year.

Amateur cooperation assists greatly in the scientific study of meteors. Visual observations may be divided into two types:

(a) *Systematic programs.* These may be carried out either by a single observer or by groups of observers. In this case the sky is observed continuously for a period of time and the numbers of meteors seen, their brightness, colour, position, and other characteristics recorded. Plotting the observations on a star map is more important when the program is carried out in cooperation with another party observing some distance away.

(b) *The chance observation of a bright meteor or fireball.* Any meteor markedly brighter than Jupiter (mag. -2) should be carefully recorded and the observation forwarded to some observatory where meteor records are being kept. In this case it is very important to note the position of the meteor in the sky, as well as all other features observed. Information equally important, but often forgotten, is the exact time and date of the phenomenon and an accurate description of where the observer was situated, given within 100 yds. if possible.

Skilled visual or photographic observations from two or more stations make possible the computation of meteor heights. Most meteors are visible in the range from 40 to 80 miles above the earth's surface and move with velocities ranging from 20 to 60 miles per second.

Continued on page 80.

PRINCIPAL ELEMENTS OF THE SOLAR SYSTEM

ORBITAL ELEMENTS (1944, Dec. 31, 12^h)

Planet	Mean Distance from Sun (a)		Period (P)	Eccen- tri- city (e)	In- clina- tion (i)	Long. of Node (Ω)	Long. of Peri- helion (π)	Mean Long. of Planet
	$\oplus = 1$	millions of miles						
Mercury.....	.387	36.0	88.0days	.206	7.0	47.6	76.5	120.5
Venus.....	.723	67.2	224.7	.007	3.4	76.1	130.7	36.0
Earth.....	1.000	92.9	365.3	.017	101.9	99.8
Mars.....	1.524	141.5	687.0	.093	1.9	49.1	334.9	267.4
Jupiter.....	5.203	483.3	11.86yrs.	.048	1.3	99.8	13.3	164.4
Saturn.....	9.54	886.	29.46	.056	2.5	113.1	91.8	97.1
Uranus.....	19.19	1783.	84.0	.047	0.8	73.7	169.7	76.8
Neptune.....	30.07	2793.	164.8	.009	1.8	131.1	44.1	184.0
Pluto.....	39.46	3666.	247.7	.249	17.1	109.5	223.4	158.3

PHYSICAL ELEMENTS

Object	Symbol	Mean Dia- meter	Mass	Density	Axial Rotation	Mean Sur- face Grav- ity	Albedo	Magni- tude at Opposi- tion or Elonga- tion
		miles	$\oplus = 1$	water = 1		$\oplus = 1$		
Sun.....	\odot	864,000	332,000	1.4	24 ^d 7 (equa- torial)	27.9		- 26.7
Moon.....	☾	2,160	.0123	3.3	27 ^d 7.7 ^h	.16	.07	- 12.6
Mercury....	♁	3,010	.056	3.8	88 ^d	.27	.07	0 \pm
Venus.....	♀	7,580	.82	4.9	30 ^d ?	.85	.59	- 4 \pm
Earth.....	\oplus	7,918	1.00	5.5	23 ^h 56 ^m	1.00	.29	
Mars.....	♂	4,220	.108	4.0	24 ^h 37 ^m	.38	.15	- 2 \pm
Jupiter....	♃	87,000	318.	1.3	9 ^h 50 ^m \pm	2.6	.56?	- 2 \pm
Saturn.....	♄	72,000	95.	.7	10 ^h 15 ^m \pm	1.2	.63?	0 \pm
Uranus.....	♅	31,000	14.6	1.3	10 ^h .8 \pm	.9	.63?	+ 5.7
Neptune....	♆	33,000	17.2	1.3	16 ^h ?	1.0	.73?	+ 7.6
Pluto.....	♇	4,000?	.8 ?					+ 14

SATELLITES OF THE SOLAR SYSTEM

Name	Stellar Mag.	Mean Dist. from Planet		Revolution Period			Diameter Miles	Discoverer
		"	*	d	h	m		
SATELLITE OF THE EARTH								
Moon	-12.6	530	238,857	27	07	43	2160	
SATELLITES OF MARS								
Phobos	12	8	5,800	0	07	39	10?	Hall, 1877
Deimos	13	21	14,600	1	06	18	5?	Hall, 1877
SATELLITES OF JUPITER								
V	13	48	112,600	0	11	57	100?	Barnard, 1892
Io	5	112	261,800	1	18	28	2300	Galileo, 1610
Europa	6	178	416,600	3	13	14	2000	Galileo, 1610
Ganymede	5	284	664,200	7	03	43	3200	Galileo, 1610
Callisto	6	499	1,169,000	16	16	32	3200	Galileo, 1610
VI	14	3037	7,114,000	250	16		100?	Perrine, 1904
VII	16	3113	7,292,000	260	01		40?	Perrine, 1905
X	18	3116	7,300,000	260			15?	Nicholson, 1938
XI	18	5990	14,000,000	692			15?	Nicholson, 1938
VIII	16	6240	14,600,000	739			40?	Melotte, 1908
IX	17	6360	14,900,000	758			20?	Nicholson, 1914
SATELLITES OF SATURN								
Mimas	12	27	115,000	0	22	37	400?	W. Herschel, 1789
Enceladus	12	34	148,000	1	08	53	500?	W. Herschel, 1789
Tethys	11	43	183,000	1	21	18	800?	G. Cassini, 1684
Dione	11	55	234,000	2	17	41	700?	G. Cassini, 1684
Rhea	10	76	327,000	4	12	25	1100?	G. Cassini, 1672
Titan	8	177	759,000	15	22	41	2600?	Huygens, 1655
Hyperion	13	214	920,000	21	06	38	300?	G. Bond, 1848
Iapetus	11	515	2,210,000	79	07	56	1000?	G. Cassini, 1671
Phoebe	14	1870	8,034,000	550			200?	W. Pickering, 1898
SATELLITES OF URANUS								
Miranda	17	9	81,000	1	09	56		Kuiper, 1948
Ariel	16	14	119,000	2	12	29	600?	Lassell, 1851
Umbriel	16	19	166,000	4	03	28	400?	Lassell, 1851
Titania	14	32	272,000	8	16	56	1000?	W. Herschel, 1787
Oberon	14	42	364,000	13	11	07	900?	W. Herschel, 1787
SATELLITE OF NEPTUNE								
Triton	13	16	220,000	5	21	03	3000?	Lassell, 1846
II	19	400	5,500,000	2	yr.		200?	Kuiper, 1949

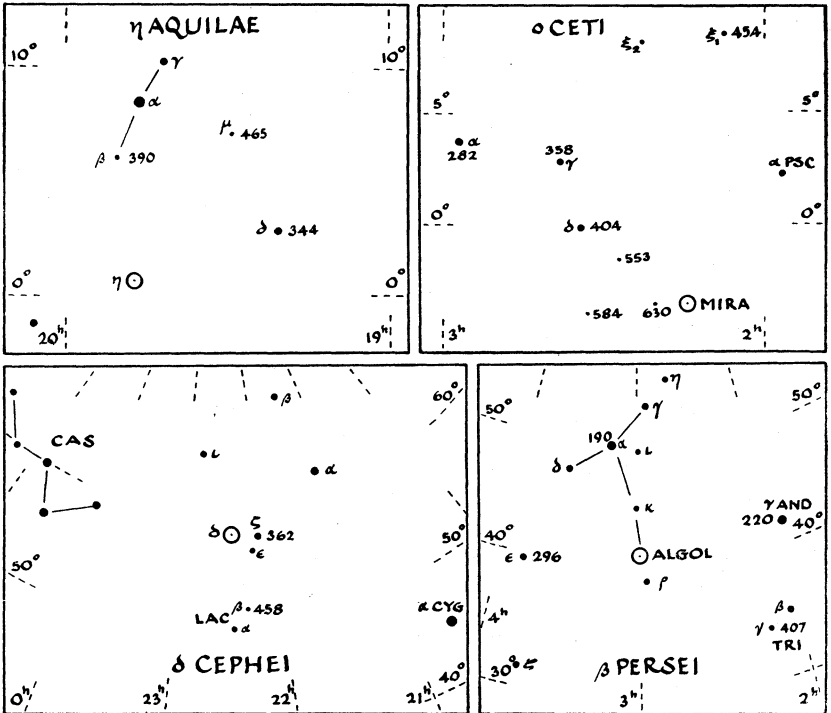
*As seen from the sun.

Satellites Io, Europa, Ganymede, Callisto are usually denoted I, II, III, IV respectively, in order of distance from the planet.

VARIABLE STARS

Much pleasure may be derived from the estimation of the brightness of variable stars. Maps of the fields of four bright variable stars are given below. In each case the magnitudes of several suitable comparison stars are given. These magnitudes are given as magnitudes, tenths and hundredths, with the decimal point omitted. Thus a star 362 is of magnitude 3.62. To determine the brightness of the variable at any time, carefully estimate the brightness as some fraction of the interval between two comparison stars, one brighter and one fainter than the variable. The result may then be expressed in magnitudes and tenths. Record the magnitude and time of observation. When a number of observations have been made, a graph may be plotted showing the magnitude estimate as ordinates against the date (days and tenths of a day) as abscissae. Such studies of naked-eye estimates of brightness will at once reveal the differences in variation between the different kinds of variable. For each short period variable the observations made on any one cycle may be carried forward one, two or any number of periods to form a combined light curve.

For the two cepheids, good mean curves may be readily found by observing the variables once a night on as many nights as possible. For Algol, which changes rapidly for a few hours before and after minimum, estimates should be made at quarter or half hour intervals around the times of minimum as tabulated on pages 31-53. Mira may be observed for a couple of months as it rises from the naked-eye limit to 2nd or 3rd magnitude maximum and fades again.



REPRESENTATIVE BRIGHT VARIABLE STARS

Name	Design.	Max.	Min.	Sp.	Period	Type	Date	Discoverer
η Aql	194700	3.7	4.4	G4	7.17652	Cep	1784	Pigott
N Aql	184300	-0.2	10.9	Q	Irr.	Nova	1918	Bower
ϵ Aur	045443	3.3	4.1	F5p	9833.	Ecl	1821	Fritsch
δ Cep	222557	3.6	4.3	G0	5.36640	Cep	1784	Goodricke
U Cep	005381	6.8	9.2	A0	2.49293	Ecl	1880	W. Ceraski
σ Cet ¹	021403	2.0	10.1	M5e	331.8	LPV	1596	Fabricius
RR Cet	012700	8.4	9.0	F0	0.55304	Clus	1906	Oppolzer
R CrB	154428	5.8	13.8	cG0e	Irr.	RCrB	1795	Pigott
χ Cyg	194632	4.2	14.0	M7e	412.9	LPV	1686	Kirch
P Cyg	201437a	3.5	6.0	B1qk	Irr.	Nova	1600	Blau
SS Cyg	213843	8.1	12.0	Pec.	Irr.	SSCyg	1896	Wells
XX Cyg	200158	11.4	12.1	A	0.13486	Clus	1904	L. Ceraski
ζ Gem	065820	3.7	4.1	cG1	10.15353	Cep	1847	Schmidt
η Gem	060822	3.3	4.2	M2	235.58	LPV	1865	Schmidt
R Gem	070122a	6.5	14.3	Se	370.1	LPV	1848	Hind
U Gem	074922	8.8	13.8	Pec.	Irr.	SSCyg	1855	Hind
α Her	171014	3.1	3.9	M5	Irr.	SemiR	1795	W. Herschel
R Hya	132422	3.5	10.1	M7e	414.7	LPV	1670	Montanari
R Leo	094211	5.0	10.5	M7e	310.3	LPV	1782	Koch
β Lyr	184633	3.4	4.3	B5e	12.92504	Ecl	1784	Goodricke
RR Lyr	192242	7.2	8.0	A5	0.56685	Clus	1901	Fleming
α Ori ²	054907	0.2	1.2	M2	2070.Irr.	SemiR	1840	J. Herschel
U Ori	054920	5.4	12.2	M7e	376.9	LPV	1885	Gore
β Per ³	030140	2.3	3.5	B8	2.86731	Ecl	1669	Montanari
ρ Per	025838	3.3	4.1	M4	Irr.	Irr.	1854	Schmidt
R Sge	200916	8.6	10.4	cG7	70.84	SemiR	1859	Baxendell
R Sct	184205	4.5	9.0	K5e	141.5	SemiR	1795	Pigott
λ Tau	035512	3.8	4.1	B3	3.95294	Ecl	1848	Baxendell
RV Tau	044126	9.4	12.5	K0	78.60	SemiR	1905	L. Ceraski
SU Tau	054319	9.5	15.4	G0e	Irr.	RCrB	1908	Cannon
α UMi ⁴	012288	2.3	2.4	cF7	3.96858	Cep	1911	Hertzprung
N Her	180445	1.5	14.0	Q	Irr.	Nova	1934	Prentice
N Lac	221255	2.2	—	Q	Irr.	Nova	1936	Peltier

¹ σ Cet (Mira); ² α Ori (Betelgeuse); ³ β Per (Algol); ⁴ α UMi (Polaris).

The designation (Harvard) gives the 1900 position of the variable; here the first two figures give the hours, and the next two figures the minutes of R.A., while the last two figures give the declination in degrees, italicised for southern declinations. Thus the position of the fourth star of the list, δ Cep (222557) is R.A. 22h 25m, Dec. + 57°. The period is in days and decimals of a day. The type is based on the classification of Gaposchkin and Gaposchkin's comprehensive text-book, *Variable Stars*. The abbreviations here used are: Ecl, Eclipsing Binaries; LPV, Long Period Variables; Semi R, Semiregular; Cep, Cepheids; Clus, cluster type; Nova; SS Cyg and R Cr B, irregular variables of which SS Cygni and R Coronae Borealis are prototypes; and Irr, other irregular variables.

DOUBLE AND MULTIPLE STARS

A number of the stars which appear as single to the unaided eye may be separated into two or more components by field glasses or a small telescope. Such objects are spoken of as *double* or *multiple stars*. With larger telescopes pairs which are still closer together may be resolved, and it is found that, up to the limits of modern telescopes, over ten per cent. of all the stars down to the ninth magnitude are members of double stars.

The possibility of resolving a double star of any given separation depends on the diameter of the telescope objective. Dawes' simple formula for this relation is $d'' = 4.5/A$, where d is the separation, in seconds of arc, of a double star that can be just resolved, and A is the diameter of the objective in inches. Thus a one-inch telescope should resolve a double star with a distance of $4''.5$ between its components, while a ten-inch telescope should resolve a pair $0''.45$ apart. It should be noted that this applies only to stars of comparable brightness. If one star is markedly brighter than its companion, the glare from the brighter makes it impossible to separate stars as close as the formula indicates. This formula may be applied to the observation of double stars to test the quality of the seeing and telescope.

It is obvious that a star may appear double in one of two ways. If the components are at quite different distances from the observer, and merely appear close together in the sky the stars form an *optical* double. If, however, they are in the same region of space, and have common proper motion, or orbital motion about one another, they form a *physical* double. An examination of the probability of stars being situated sufficiently close together in the sky to appear as double shows immediately that almost all double stars must be physical rather than optical.

Double stars which show orbital motion are of great astrophysical importance, in that a careful determination of their elliptical orbits and parallaxes furnishes a measure of the gravitational attraction between the two components, and hence the mass of the system.

In the case of many unresolvable close doubles, the orbital motion may be determined by means of the spectroscope. In still other doubles, the observer is situated in the orbital plane of the binary, and the orbital motion is shown by the fluctuations in light due to the periodic eclipsing of the components. Such doubles are designated as *spectroscopic* binaries and *eclipsing* variables.

The accompanying table provides a list of double stars, selected on account of their brightness, suitability for small telescopes, or particular astrophysical interest. The data are taken chiefly from Aitken's *New General Catalogue of Double Stars*, and from the Yale *Catalogue of Bright Stars*. Successive columns give the star, its 1950 equatorial coordinates, the magnitudes and spectral classes of its components, their separation, in seconds of arc, and the approximate distance of the double star in light years. The last column gives, for binary stars of well determined orbits, the period in years, and the mean separation of the components in astronomical units. For stars sufficiently bright to show colour differences in the telescope used, the spectral classes furnish an indication of the colour. Thus O and B stars are bluish white, A and F white, G yellow, K orange and M stars reddish.

A good reference work in the historical, general, and mathematical study of double stars is Aitken's *The Binary Stars*.

REPRESENTATIVE DOUBLE STARS

Star	α 1950		δ	Mag. and Spect.	d	D	Remarks	
	h	m	°	'	"	L.Y.		
π And	00	34.2	+33	27	4.4B3; 8.5	36	470	†
η Cas	00	46.0	+57	33	3.6F8; 7.2M0	8	18	526y; 66AU
α UMi	01	48.8	+89	02	var. F8; 8.8	19	470	Polaris
γ Ari	01	50.8	+19	03	4.8A0; 4.8A0	8.3	150	
α Pis	01	59.4	+02	31	5.2A2; 4.3A2	2.4	130	††
γ And	02	00.8	+42	05	2.3K0; 5.4A0; 6.6	10, 0.7	410	56y; 23AU
6 Tri	02	09.5	+30	04	5.4G4; 7.0F3	3.6	330	††
η Per	02	47.0	+55	41	3.9K0; 8.5	28	540	
32 Eri	03	51.8	-03	06	5.0A; 6.3G5	6.7	300	
β Ori	05	12.1	-08	15	0.3B8; 7.0	9	540	†
θ Ori	05	32.8	-05	25	5.4; 6.8; 6.8; 7.9; O	13, 17	540	Trapezium
β Mon	06	26.4	-07	00	4.7B2; 5.2; 5.6	7, 25	470	†
12 Lyn	06	41.8	+59	30	5.3A2; 6.2; 7.4	1.7, 8	180	†
α CMa	06	43.0	-16	39	-1.6A0; 8.5F	11	9	50y; 20AU
δ Gem	07	17.1	+22	05	3.5F0; 8.0M0	6.8	58	†
α Gem	07	31.4	+32	00	2.0A0; 2.8A0; 9M10	4, 70	47	340y; 79AU
ζ Cnc	08	09.3	+17	48	5.6G0; 6.0; 6.2	1, 5	78	60y; 21AU
Leo	10	17.2	+20	06	2.6K0; 3.8G5	4	160	400y
ξ UMa	11	15.5	+31	48	4.4G0; 4.9G0	2	25	††60y; 20AU
ι Leo	11	21.3	+10	48	4.1F3; 6.8F3	2	69	
γ Vir	12	39.1	-01	10	3.6F0; 3.7F0	6	34	171y; 42AU
α CVn	12	53.7	+38	35	2.9A0; 5.4A0	20	140	††
ζ UMa	13	21.9	+55	11	2.4A2; 4.0A2	14	78	††
π Boo	14	38.4	+16	38	4.9A0; 5.1A0	6	360	†
ϵ Boo	14	42.8	+27	17	2.7K0; 5.1A0	3	220	
ξ Boo	14	49.1	+19	18	4.8G5; 6.7	3	22	151y; 31AU
δ Ser	15	32.4	+10	42	4.2F0; 5.2F0	4	170	
ξ Sco	16	01.6	-11	14	5.1F3; 4.8; 7G7	1, 7	84	44.7y; 19AU
α Her	17	12.4	+14	27	var. M5; 5.4G	5	540	†
δ Her	17	13.0	+24	54	3.2A0; 8.1G2	11	100	† Optical
ϵ Lyr	18	42.7	+39	37	5.1, 6.0A3; 5.1, 5.4A5	3, 2	200	Pairs 207''
β Cyg	19	28.7	+27	51	3.2K0; 5.4B9	34	410	†
α Cap	20	14.9	-12	40	3.8G5; 4.6G0	376		Optical
γ Del	20	44.3	+15	57	4.5G5; 5.5F8	10	110	
61 Cyg	21	04.6	+38	30	5.6K5; 6.3K5	23	11	
β Cep	21	28.1	+70	20	var. B1; 8.0A3	14	540	†
ζ Aqr	22	26.2	-00	17	4.4F2; 4.6F1	3	140	
δ Cep	22	27.3	+53	10	var. G0; 7.5A0	41	650	
8 Lac	22	33.6	+39	23	5.8B3; 6.5B5	22	1100	†
σ Cas	23	56.5	+55	29	5.1B2; 7.2B3	3	820	

† or ††, one, or two of the components are themselves very close visual double or, more generally, spectroscopic binaries.

THE BRIGHTEST STARS †

Their Magnitudes, Types, Proper Motions, Distances and Radial Velocities

The accompanying table contains the principal facts regarding 259 stars brighter than apparent magnitude 3.51 which it is thought may be of interest to our amateur members. The various columns should be self-explanatory but some comments may be in order.

The first column gives the name of the star and if it is preceded by the sign || such means that the star is a visual double and the combined magnitude is entered in the fourth column. Besides the 48 thus indicated there are 12 others on the list with faint companions but for these it is not thought that there is any physical connection. In the case of the 20 stars variable in light this fourth column shows their maximum and minimum magnitudes. The 19 first magnitude stars are set up in bold face type.

In the fifth column are given the types as revised at various observatories—principally at our own, but omitting the *s* and *n* designations descriptive of the line character. The annual proper motion follows in the next column and this may not necessarily be correct to the third decimal place.

The parallaxes are taken from the Yale Catalogue of Stellar Parallaxes 1935, the mean of the trigonometric and spectroscopic being adopted. The few negative trigonometric parallaxes were adjusted by Dyson's tables before being combined with the spectroscopic. The distance is given also in light years in the eighth column as to the lay mind that seems a fitting unit. The absolute magnitudes in the ninth column are the magnitudes the stars would have if all were at a uniform distance of 32.6 light years ($\pi=0.''1$). At that distance the sun would appear as a star of magnitude 4.8.

The radial velocities in the last column have been taken from Vol. 18 of the Lick Publications. An asterisk * following the velocity means that such is variable. In these cases the velocity of the system, if known, is given; otherwise a mean velocity for the observations to date is set down.

Of the 259 stars or star systems here listed 146 are south and 113 north of the equator. This is to be expected from the fact that the northern half of the sky includes less of the Milky Way than the southern.

The number in each spectral class, apart from the one marked peculiar, is as follows: O, 3; B, 74; A, 55; F, 22; G, 43, K, 42 and M, 19. The B-stars are intrinsically luminous and appear in this list out of all proportion to their total number. The stars in Classes A and K are by far the most numerous but the revision of types throws many originally labelled K back into the G group.

From the last column we see that 98 velocities are starred, indicating that 38 per cent of the bright stars, or at least one in every three, are binary in character. For visual binaries the proportion has usually been listed as one in nine. Our list shows one in six but it is only natural to expect that we would observe a higher proportion among the nearby stars, such as these are on the average.

Other relationships can be established from the list if our amateur members care to study it.

† This feature of the HANDBOOK, first appearing in the 1925 edition, was prepared and frequently revised by the late Dr. W. E. Harper (1878-1940).

Star	R.A. 1950	Decl. 1950	Mag.	Type	Ann. Proper Motion	Parallax	Distance in Light Years	Abs. Mag.	Rad. Vel.
	h m	° '			"	"			km./sec.
α Andr.....	0 6	+28 49	2.2	A1	.217	.034	96	-0.1	-13.0*
β Cass.....	6	+58 52	2.4	F2	.561	.080	41	1.9	+11.4
γ Pegs.....	11	+14 54	2.9	B2	.015	.005	652	-3.6	+5.0*
β Hydi.....	23	-77 32	2.9	G0	2.243	.162	21	4.0	+22.8
α Phoe.....	24	-42 35	2.4	G5	.448	.040	81	0.4	+74.6*
δ Andr.....	37	+30 35	3.5	K3	.167	.026	125	0.6	-7.1*
α Cass.....	38	+56 16	2.2-2.8	G8	.062	.018	181	-1.5	-3.8
β Ceti.....	41	-18 16	2.2	G7	.233	.052	63	0.8	+13.1
γ Cass.....	54	+60 27	2.2	B0e	.031	.035	93	-0.1	-6.8
β Phoe.....	1 04	-46 59	3.4	G4	.043	.020	163	-0.1	-1.2
β Andr.....	07	+35 21	2.4	M0	.219	.041	79	0.5	+0.1
δ Cass.....	23	+59 59	2.8-2.9	A3	.308	.050	65	1.3	+6.8
γ Phoe.....	26	-43 34	3.4	M1	.223	.008	407	-2.1	+25.7*
α Erid.....	36	-57 29	0.6	B9	.093	.046	71	-1.1	+19
α U. Min.....	49	+89 02	2.3-2.4	F7	.043	.008	407	-3.4	-17.4*
ϵ Cass.....	51	+63 25	3.4	B5	.043	.011	296	-1.4	-8.1
β Arie.....	52	+20 34	2.7	A3	.150	.066	49	1.8	-0.6*
α Hydi.....	57	-61 49	3.0	A7	.255	.080	41	2.5	+7.0*
γ Andr.....	2 01	+42 05	2.3	K0	.073	.020	163	-1.2	-11.7
α Arie.....	04	+23 14	2.2	K2	.242	.045	72	0.5	-14.3
β Tria.....	07	+34 45	3.1	A6	.161	.029	112	0.4	+10.4*
α Ceti.....	17	-3 12	1.7-9.6	M6e	.239	.013	251	-2.7	+57.8*
θ Erid.....	56	-40 30	3.4	A2	.068	.032	102	0.9	+11.9*
α Ceti.....	3 00	+3 54	2.8	M1	.080	.018	181	-0.9	-25.7
γ Pers.....	01	+53 19	3.1	F9	.012	.017	192	-0.7	+1.0*
ρ Pers.....	02	+38 39	3.3-4.1	M6	.176	.024	136	0.3	+28.2
β Pers.....	05	+40 46	2.1-3.2	B8	.011	.033	99	-0.3	+5.7*
α Pers.....	21	+49 41	1.9	F4	.041	.017	192	-2.0	-2.4
δ Pers.....	39	+47 38	3.1	B5	.047	.012	272	-1.5	-10.*
η Taur.....	45	+23 57	3.0	B5p	.053	.014	233	-1.3	+10.3
γ Hydi.....	48	-74 24	3.2	M3	.124	.008	407	-2.3	+16.0
ζ Pers.....	51	+31 44	2.9	B1	.023	.008	407	-2.6	+20.9
ϵ Pers.....	54	+39 52	3.0	B2	.041	.006	543	-3.1	-6.*
γ Erid.....	56	-13 39	3.2	M0	.133	.012	272	-1.6	+61.7
λ Taur.....	58	+12 21	3.8-4.2	B3	.015	.008	407	-2.2	+13.0*
α Reti.....	4 14	-62 36	3.4	G5	.070	.016	204	-0.6	+35.6

Star	R.A. 1950	Decl. 1950	Mag.	Type	Ann. Proper Motion	Parallax	Distance in Light Years	Abs. Mag.	Rad. Vel.
	h m	° ' "			"	"			km./sec.
a Taur	4 33	+16 24	1.1	K8	.205	.060	54	0.0	+54.1
a Dora	33	-55 09	3.5	A0p	+25.6
π^o Orio	47	+ 6 52	3.3	F5	.474	.124	26	3.8	+24.6
ι Auri	54	+33 05	2.9	K4	.030	.020	163	-0.6	+17.6
ε Auri	58	+43 45	3.1-3.8	F2	.015	.006	543	-2.7	-4.1 *
η Auri	5 03	+41 10	3.3	B3	.082	.013	251	-1.1	+ 7.8
ε Leps	03	-22 26	3.3	K5	.074	.016	204	-0.7	+ 1.0
β Erid	05	- 5 09	2.9	A1	.117	.055	59	1.6	- 7
μ Leps	11	-16 16	3.3	A0p	.053	.020	163	-0.2	+27.7
 β Orio	12	- 8 15	0.3	B8p	.005	.006	543	-5.8	+23.6*
 a Auri	13	+45 57	0.2	G1	.439	.078	42	-0.3	+30.2
 η Orio	22	- 2 26	3.4	B0	.009	.006	543	-2.7	+19.5*
γ Orio	22	+ 6 18	1.7	B2	.019	.015	217	-2.4	+18.0
β Taur	23	+28 34	1.8	B8	.180	.028	116	-1.0	+ 8.0
β Leps	26	-20 48	3.0	G2	.095	.018	181	-0.7	-13.5
 δ Orio	29	- 0 20	2.4-2.5	B0	.006	.007	466	-3.4	+19.9*
a Leps	31	-17 51	2.7	F6	.006	.012	272	-2.1	+24.7
ι Orio	33	- 5 56	2.9	O8	.007	.021	155	-0.5	+21.5*
ε Orio	34	- 1 14	1.8	B0	.004	.008	407	-3.7	+25.8
ζ Taur	35	+21 07	3.0	B3e	.028	.010	326	-2.0	+16.4*
 ζ Orio	38	- 1 58	1.8	B0	.012	.011	296	-3.0	+18.8
a Colm	38	-34 06	2.8	B8	.036	.022	148	-0.6	+34.6
κ Orio	45	- 9 41	2.2	B0	.009	.006	543	-3.9	+20.1
β Colm	49	-35 47	3.2	K0	.397	.026	125	0.3	+89.4
a Orio	52	+ 7 24	0.5-1.1	M2	.032	.012	272	-4.1	+21.0*
β Auri	56	+44 57	2.1-2.2	A0p	.046	.052	63	0.7	-18.1*
 θ Auri	56	+37 13	2.7	A1	.106	.029	112	0.0	+28.6
η Gemi	6 12	+22 31	3.2-4.2	M2	.062	.014	233	-1.1	+21.4*
ζ C Maj	18	-30 02	3.1	B3	.012	.013	251	-0.7	+33.1*
μ Gemi	20	+22 32	3.2	M3	.129	.016	204	-0.8	+54.8
β C Maj	20	-17 56	2.0	B1	.003	.014	233	-2.3	+34.4*
a Cari	23	-52 40	-0.9	F0	.022	.005	652	-7.4	+20.5
γ Gemi	35	+16 27	1.9	A2	.066	.050	65	0.4	-11.3*
ν Pupp	36	-43 09	3.2	B8	.021	.023	148	0.0	+28.2*
ε Gemi	41	+25 12	3.2	G9	.020	.009	362	-2.0	+ 9.9
ξ Gemi	42	+12 57	3.4	F5	.230	.054	60	2.1	+25.1
 a C Maj	43	-16 39	-1.6	A2	1.315	.386	8	1.3	- 7.5*
a Pict	48	-61 53	3.3	A5	.271	+20.6

Star	R.A. 1950	Decl. 1950	Mag.	Type	Ann. Proper Motion	Parallax	Distance in Light Years	Abs. Mag.	Rad. Vel.
τ Pupp.	h m	° ' "			"	"			km. / c.
ϵ C Maj.	6 49	-50 33	2.8	G8	.091	.025	130	-0.2	+36.4*
	57	-28 54	1.6	B1	.005	.010	326	-3.4	+27.4
ζ Gemi.	7 01	+20 39	3.7-4.3	G0p	.007	.005	652	-2.8	+ 6.7*
σ^2 C Maj.	01	-23 45	3.1	B5p	.006	.007	466	-2.7	+48.6
δ C Maj.	06	-26 19	2.0	G4p	.003	.006	543	-4.1	+34.3*
L ³ Pupp.	12	-44 33	3.4-6.2	M5e	.332	.018	181	-0.3	+53.0
π Pupp.	15	-37 00	2.7	K5	.004	.018	181	-1.0	+15.8
η C Maj.	22	-29 12	2.4	B5p	.007	.012	272	-2.2	+40.4
β C Min.	24	+ 8 23	3.1	B8	.063	.022	148	-0.2	+23 *
σ Pupp.	28	-43 12	3.3	M0	.191	.016	204	-0.7	+88.1*
α_1 Gemi.	31	+32 00	2.0	A2	.201	.074	44	1.4	+ 6.0*
α_2 Gemi.	31	+32 00	2.8	A0	.209	.074	44	2.2	- 1.2*
α C Min.	37	+5 21	0.5	F5	1.242	.316	10	3.0	- 3.0*
β Gemi.	42	+28 09	1.2	G9	.623	.105	31	1.3	+ 3.3
ξ Pupp.	47	-24 44	3.5	K1	.004	.006	543	-2.6	+ 3.7*
ζ Pupp.	8 02	-39 52	2.3	O8	.032	.004	815	-4.7	-24.
ρ Pupp.	05	-24 10	2.9	F6	.097	.025	130	-0.1	+46.6
γ Velr.	08	-47 12	2.2	OW9	.002	+ 3.5
ϵ Cari.	21	-59 21	1.7	K0	.030	.010	326	-3.3	+11.5
σ U Maj.	26	+60 53	3.5	G2	.166	.014	233	-0.8	+19.8
δ Velr.	43	-54 32	2.0	A0	.093	.030	109	-0.6	+ 2.2
ϵ Hyda.	44	+ 6 36	3.5	F9	.193	.012	272	-1.1	+36.8*
ζ Hyda.	53	+ 6 08	3.3	G7	.101	.026	125	0.3	+22.6
ι U Maj.	56	+48 14	3.1	A4	.500	.060	54	2.0	+12.6
λ Velr.	9 06	-43 14	2.2	K4	.024	.016	204	-1.8	+18.4
β Cari.	13	-69 31	1.8	A0	.192	- 5.
ι Cari.	16	-59 04	2.2	F0	.023	+13.3
α Lync.	18	+34 36	3.3	K8	.214	.022	148	0.0	+37.4
κ Velr.	21	-54 48	2.6	B3	.017	.017	192	-1.2	+21.7*
α Hyda.	25	- 8 26	2.2	K4	.036	.018	181	-1.5	- 4.4
θ U Maj.	30	+51 54	3.3	F7	1.096	.072	45	2.6	+15.8
N Velr.	30	-56 49	3.4-4.2	K5	.038	.022	148	0.1	-13.9
ϵ Leon.	43	+24 00	3.1	G0	.045	.009	362	-2.1	+ 5.1
ν Cari.	46	-64 50	3.1	F0	.019	+13.6
α Leon.	10 06	+12 13	1.3	B6	.244	.046	71	-0.4	+ 2.6
q Cari.	15	-61 05	3.4	K5	.043	.014	233	-0.9	+ 8.6

Star	R.A. 1950	Decl. 1950	Mag.	Type	Ann. Proper Motion	Parallax	Distance in Light Years	Abs. Mag.	Rad. Vel.
	h m	° ' "				"	"		km./sec
γ Leo.....	10 17	+20 06	2.3	G8	.347	.024	136	-0.8	-36.8
μ U Maj.....	19	+41 45	3.2	K4	.082	.031	105	0.7	-20.3*
θ Cari.....	41	-64 08	3.0	B0	.022	.007	466	-2.8	+24. *
η Cari.....	43	-59 25	1.0-7.4	Pec	.007	-25.0
μ Velr.....	45	-49 09	2.8	G5	.079	.033	99	0.4	+ 6.9
ν Hyda.....	47	-15 56	3.3	K3	.218	.020	163	-0.2	- 1.0
β U Maj.....	59	+56 39	2.4	A3	.089	.045	72	0.7	-12.1*
a U Maj.....	11 01	+62 01	2.0	G5	.137	.036	91	-0.2	- 8.6*
ψ U Maj.....	07	+44 46	3.2	K0	.067	.035	93	0.9	- 3.6
δ Leon.....	11	+20 47	2.6	A2	.208	.058	56	1.4	-23.2
θ Leon.....	12	+15 42	3.4	A2	.103	.025	130	0.4	+ 7.8
λ Cent.....	33	-62 45	3.3	B9	.045	.031	105	0.8	+ 7.9
β Leon.....	47	+14 51	2.2	A2	.507	.084	39	1.8	- 2.3
γ U Maj.....	51	+53 58	2.5	A0	.095	.035	93	0.2	-11.1
δ Cent.....	12 06	-50 27	2.9	B3e	.040	.015	217	-1.2	+ 9.
ε Corv.....	08	-22 30	3.2	K2	.063	.024	136	0.1	+ 4.9
δ Cruc.....	12	-58 28	3.1	B3	.045	.017	192	-0.7	+26.4
δ U Maj.....	13	+57 19	3.4	A0	.113	.050	65	1.9	-12.
γ Corv.....	13	-17 16	2.8	B8	.159	.024	136	-0.3	- 4.2*
α ¹ Cruc.....	24	-62 49	1.6	B1	.048	.022	148	-1.7	-12.2*
α ² Cruc.....	24	-62 49	2.1	B3	.048	.022	148	-1.2	+ 0.3*
δ Corv.....	27	-16 14	3.1	A0	.249	.026	125	0.2	+ 8.7
γ Cruc.....	28	-56 50	1.5	M4	.270	+21.3
β Corv.....	32	-23 07	2.8	G5	.059	.027	121	0.0	- 7.7
α Musc.....	34	-68 52	2.9	B5	.040	.015	217	-1.2	+18.
γ Cent.....	39	-48 41	2.4	A0	.200	.032	102	-0.1	- 7.5
γ Virg.....	39	- 1 10	2.9	F0	.561	.080	41	2.4	-19.6
β Musc.....	43	-67 50	3.3	B3	.039	.011	296	-1.5	+42. *
β Cruc.....	45	-59 25	1.5	B1	.054	.007	466	-4.3	-20. *
ε U Maj.....	52	+56 14	1.7	A2	.117	.067	49	0.8	-11.9*
α ² C. Ven.....	54	+38 35	2.8	A1	.233	.030	109	0.2	- 3.5
ε Virg.....	13 00	+11 14	3.0	G6	.270	.037	88	0.8	-14.0
γ Hyda.....	16	-22 54	3.3	G7	.085	.028	116	0.5	- 5.4
ι Cent.....	18	-36 27	2.9	A2	.351	.049	67	1.4	+ 0.1
ζ ¹ U. Maj.....	22	+55 11	2.4	A2p	.131	.042	78	0.5	- 9.9*
α Virg.....	23	-10 54	1.2	B2	.051	.018	181	-2.5	+ 1.6*
ζ Virg.....	32	- 0 20	3.4	A2	.285	.038	86	1.3	-13.1

Star	R.A. 1950	Decl. 1950	Mag.	Type	Ann. Proper Motion	Parallax	Distance in Light Years	Abs. Mag.	Rad. Vel.
ε Cent.....	13 37	-53 13	2.6	B2	.039	.012	272	-2.0	km./sec. - 5 6
η U. Maj.....	46	+49 34	1.9	B3	.116	.015	217	-2.2	-10 9
μ Cent.....	47	-42 13	3.3	B3 _e	.026	.009	362	-1.9	+12 6
ζ Cent.....	52	-47 02	3.1	B3	.080	.013	251	-1.3	*
η Boot.....	52	+18 39	2.8	G1	.370	.100	33	2.8	- 0.2*
β Cent.....	14 00	-60 08	0.9	B3	.039	.026	125	-2.0	-12. *
π Hyda.....	04	-26 26	3.5	K3	.164	.037	88	1.3	+27.2
θ Cent.....	04	-36 07	2.3	G8	.745	.056	58	1.0	+ 1.3
α Boot.....	13	+19 26	0.2	K0	2.287	.102	32	0.2	- 5.1
γ Boot.....	30	+38 32	3.0	A3	.182	.063	52	2.0	-35.5
η Cent.....	32	-41 56	2.6	B3	.046	.012	272	-2.0	- 0.2*
α Cent.....	36	-60 38	0.1	G0	3.682	.768	4	4.5	-22.2*
α Circ.....	38	-64 46	3.4	F0	.308	.063	52	2.4	+ 7.4
α Lupi.....	39	-46 10	2.9	B2	.033	.009	362	-2.3	+ 7.3*
ε Boot.....	43	+27 17	2.7	G8	.045	.019	172	-0.9	-16.4
α ³ Libr.....	48	-15 47	2.9	F1	.128	.056	58	1.6	-10. *
β U. Min.....	51	+74 22	2.2	K4	.028	.030	109	-0.4	+16.9
β Lupi.....	55	-42 56	2.8	B3	.067	.012	272	-1.8	- 0.3*
κ Cent.....	56	-41 54	3.4	B2	.034	.011	296	-1.4	+ 9.1*
σ Libr.....	15 01	-25 05	3.4	M4	.091	.020	163	-0.1	- 4.3
ζ Lupi.....	09	-51 55	3.5	G5	.125	.027	121	0.7	- 9.7
γ Tr. Au.....	14	-68 30	3.1	A0	.064	0.
β Libr.....	14	- 9 12	2.7	B8	.100	.015	217	-1.4	-37. *
δ Lupi.....	18	-40 28	3.4	B3	.031	.012	272	-1.2	+ 1.6
γ U. Min.....	21	+72 01	3.1	A2	.016	.022	148	-0.2	- 3.9*
ι Drac.....	24	+59 08	3.5	K3	.010	.030	109	0.9	-11.1
γ Lupi.....	32	-41 00	3.0	B3	.038	.013	251	-1.4	+ 6.
α Cor. B.....	33	+26 53	2.3	A0	.160	.054	60	1.0	+ 1.0*
α Serp.....	42	+ 6 35	2.8	K3	.142	.043	76	1.0	+ 3.0
β Tr. Au.....	51	-63 17	3.0	F0	.436	.096	34	2.9	- 0.3
π Scor.....	56	-25 58	3.0	B3	.037	.012	272	-1.6	- 3.0*
δ Scor.....	57	-22 29	2.5	B1	.039	.011	296	-2.3	-16. *
β Scor.....	16 03	-19 40	2.8	B3	.029	.016	204	-1.2	- 9.3*
δ Ophi.....	12	- 3 34	3.3	K8	.159	.030	109	0.7	-19.8
ε Ophi.....	16	- 4 34	3.3	G9	.088	.031	105	0.8	-10.3
σ Scor.....	18	-25 28	3.1	B1	.033	.009	362	-2.1	- 0.4*
η Drac.....	23	+61 38	2.9	G5	.062	.038	86	0.8	-14.3

Star	R.A. 1950	Decl. 1950	Mag.	Type	Ann. Proper Motion	Parallax	Distance in Light Years	Abs. Mag.	Rad. Vel.
	h m	°			"	"			km./sec.
α Scor.....	16 26	-26 19	1.2	M1	.032	.019	172	-2.4	- 3.2*
β Herc.....	28	+21 36	2.8	G4	.104	.020	163	-0.7	-25.8*
τ Scor.....	33	-28 07	2.9	B1	.037	.009	362	-2.3	+ 0.6
ζ Ophi.....	34	-10 28	2.7	B0	.023	.008	407	-2.8	-19. *
ξ Herc.....	39	+31 42	3.0	G0	.601	.105	31	3.1	-70.8*
α Tr. Au.....	43	-68 56	1.9	K5	.031	.025	130	-1.1	- 3.7
ε Scor.....	47	-34 12	2.4	G9	.665	.038	86	0.3	- 2.5
μ ¹ Scor.....	48	-37 58	3.1	B3 _p	.030	.011	296	-1.7	*
ζ Arae.....	54	-55 55	3.1	K5	.046	.028	116	0.3	- 6.0
κ Ophi.....	55	+ 9 27	3.1-4.0	K3	.290	.042	78	1.2	-55.6
η Ophi.....	17 08	-15 40	2.6	A2	.095	.047	69	1.0	- 1.0
η Scor.....	08	-43 11	3.4	A7	.294	.066	49	2.5	-28.4
ζ Drac.....	09	+65 47	3.2	B8	.023	.028	116	0.4	-14.1
α ¹ Herc.....	12	+14 27	3.1-3.9	M7	.030	.008	407	-2.4	-32.5
δ Herc.....	13	+24 54	3.2	A2	.164	.036	91	1.0	-39. *
π Herc.....	13	+36 52	3.4	K3	.021	.018	181	-0.3	-25.7
θ Ophi.....	19	-24 57	3.4	B2	.031	.008	407	-2.1	- 3.6
β Arae.....	21	-55 29	2.8	K1	.036	.023	142	-0.4	- 0.4
ν Scor.....	27	-37 15	2.8	B3	.042	.010	326	-2.2	+18. *
α Arae.....	28	-49 50	3.0	B3 _e	.090	.015	217	-1.1	- 2.2
β Drac.....	29	+52 20	3.0	G0	.012	.007	466	-2.8	-20.1
λ Scor.....	30	-37 04	1.7	B2	.036	.016	204	-2.3	0. *
α Ophi.....	33	+12 35	2.1	A0	.264	.060	54	1.0	+15. *
θ Scor.....	34	-42 58	2.0	F0	.012	.024	136	-1.1	+ 1.4
κ Scor.....	39	-39 00	2.5	B3	.028	.009	362	-2.7	-10. *
β Ophi.....	41	+ 4 35	2.9	K2	.157	.030	109	0.3	-11.9
ι ¹ Scor.....	44	-40 06	3.1	F8	.004	.008	407	-2.4	-27.6*
μ Herc.....	44	+27 45	3.5	G5	.817	.114	28	3.8	-16.1
G Scor.....	46	-37 02	3.2	K2	.069	.029	112	0.5	+24.7
ν Ophi.....	56	- 9 46	3.5	G7	.118	.022	148	0.2	+12.4
γ Drac.....	55	+51 30	2.4	K5	.026	.026	125	-0.5	-27.8
γ Sgtr.....	18 03	-30 26	3.1	K0	.202	.030	109	0.5	+22.3*
η Sgtr.....	14	-36 47	3.2	M4	.216	.030	109	0.6	+ 0.5
δ Sgtr.....	18	-29 51	2.8	K4	.052	.033	99	0.4	-20.0
η Serp.....	19	- 2 55	3.4	G9	.898	.050	65	1.9	+ 8.9
ε Sgtr.....	21	-34 25	2.0	A0	.139	.020	163	-1.5	-10.8
λ Sgtr.....	25	-25 27	2.9	K1	.196	.036	91	0.7	-43.3
α Lyra.....	35	+38 44	0.1	A1	.348	.140	23	0.8	-13.8

Star	R.A. 1950	Decl. 1950	Mag.	Type	Ann. Proper Motion	Parallax	Distance in Light Years	Abs. Mag.	Rad. Vel.
	h m	° '			"	"			km./sec.
ϕ Sgtr.....	18 43	-27 03	3.3	B8	.150	.015	217	-0.8	+21.5*
$\parallel\beta$ Lyra.....	48	+33 18	3.4-4.1	B2p	.011	.006	543	-2.7	-19.0*
σ Sgtr.....	52	-26 22	2.1	B3	.067	.021	155	-1.3	-10.7
γ Lyra.....	57	+32 37	3.3	B9p	.008	.016	204	-0.7	-21.5*
$\parallel\zeta$ Sgtr.....	59	-29 57	2.7	A2	.019	.035	93	0.4	+22.1
ζ Aqil.....	19 03	+13 47	3.0	A0	.103	.038	86	0.9	-25. *
τ Sgtr.....	04	-27 45	3.4	K0	.268	.036	91	1.2	+45.4*
π Sgtr.....	07	-21 06	3.0	F2	.041	.017	192	-0.8	- 9.8
δ Drac.....	13	+67 34	3.2	G8	.135	.028	116	0.4	+24.8
δ Aqil.....	23	+ 3 01	3.4	A3	.267	.052	63	2.0	-32.3*
$\parallel\beta^1$ Cygn.....	29	+27 51	3.2	K0	.010	.010	326	-1.8	-23.9*
$\parallel\delta$ Cygn.....	43	+45 00	3.0	A1	.067	.023	116	0.2	-20.
γ Agil.....	44	+10 29	2.8	K3	.018	.018	181	-0.9	- 2.0
α Aqil.....	48	+ 8 44	0.9	A2	.659	.184	18	2.2	-26.1
θ Aqil.....	20 09	- 0 58	3.4	A0	.035	.018	181	-0.3	-28.6*
$\parallel\beta$ Capr.....	18	-14 56	3.2	F8	.042	.022	148	-0.1	-19.0*
γ Cygn.....	20	+40 06	2.3	F8	.006	.008	407	-3.2	- 7.6
α Pavo.....	22	-56 54	2.1	B3	.087	.014	233	-2.2	+ 1.8*
α Indi.....	34	-47 28	3.2	G2	.072	.034	96	0.9	- 1.1
α Cygn.....	40	+45 06	1.3	A2p	.004	.002	1630	-7.2	- 6.3*
ϵ Cygn.....	44	+33 47	2.6	G7	.485	.040	81	0.6	-10.5*
ζ Cygn.....	21 11	+30 01	3.4	G6	.061	.018	181	-0.3	+16.9*
α Ceph.....	17	+62 22	2.6	A2	.163	.076	43	2.0	- 8.
β Ceph.....	28	+70 20	3.3-3.4	B1	.013	.006	543	-2.8	- 7.2
β Aqar.....	29	- 5 48	3.1	G1	.020	.008	407	-2.4	+ 6.7
ϵ Pegs.....	42	+ 9 39	2.5	K2	.028	.014	233	-1.8	+ 5.2
δ Capr.....	44	-16 21	3.0	A3	.395	.062	53	2.0	- 6.4*
γ Grus.....	51	-37 36	3.2	B8	.114	.020	163	-0.3	- 2.1
α Aqar.....	22 03	- 0 34	3.2	G0	.019	.006	543	-2.9	+ 7.6
α Grus.....	05	-47 12	2.2	B5	.202	.036	91	0.0	+11.8
α Tucn.....	15	-60 31	2.9	K5	.088	.019	172	-0.7	+42.2*
β Grus.....	40	-47 09	2.2	M6	.131	.010	326	-2.8	+ 1.6
η Pegs.....	41	+29 58	3.1	G1	.039	.016	204	-0.9	+ 4.4*
α Psc. A.....	55	-29 53	1.3	A3	.367	.118	28	1.7	+ 6.5
β Pegs.....	23 01	+27 49	2.6	M3	.235	.020	163	-0.9	+ 8.6
α Pegs.....	02	+14 56	2.6	A0	.077	.033	99	0.2	- 4. *
γ Ceph.....	37	+77 21	3.4	K1	.167	.062	53	2.4	-42.0

STAR CLUSTERS

The star clusters for this observing list have been selected to include the more conspicuous members of the two main classes—open clusters and globular clusters. Most of the data are from Shapley's *Star Clusters* and from Trumpler's catalogue in Lick Bulletin No. 420. In the following table *N.G.C.* indicates the serial number of the cluster in the New General Catalogue of Clusters and Nebulae; *M*, its number in Messier's catalogue; *Con.*, the constellation in which it is located; α and δ , its right ascension and declination; *Cl.*, the kind of cluster, *Op* for open or galactic and *Gl* for globular; *Diam.*, the apparent diameter in minutes of arc; *Mag. B.S.*, the magnitude of the fifth brightest star in the case of open clusters, the mean of the 25 brightest for globulars; *No.*, the number of stars in the open clusters down to the limiting magnitudes of the photographs on which the particular clusters were studied; *Int. mag.*, the total apparent magnitude of the globular clusters; and *Dist.*, the distance in light years.

N.G.C.	M	Con.	1950		Cl.	Diam.	Mag. B.S.	No.	Int. mag.	Dist. ly
			α h m	δ ° '						
869		hPer	02 15.5	+56 55	Op	30	7			4,300
884		χ Per	02 18.9	+56 53	Op	30	7			4,300
1039	34	Per	02 38.3	+42 35	Op	30	9	80		1,500
Pleiades	45	Tau	03 44.5	+23 58	Op	120	4.2	250		490
Hyades		Tau	04 17	+15 30	Op	400	4.0	100		120
1912	38	Aur	05 25.3	+35 48	Op	18	9.7	100		2,800
2099	37	Aur	05 49.0	+32 33	Op	24	9.7	150		2,700
2168	35	Gem	06 05.7	+24 21	Op	29	9.0	120		2,700
2287	41	C Ma	06 44.9	-20 42	Op	32	9	50		1,300
2632	44	Cnc	08 37.2	+20 10	Op	90	6.5	350		490
5139		ω Cen	13 23.7	-47 03	Gl	23	12.9		3	22,000
5272	3	C Vn	13 39.9	+28 38	Gl	10	14.2		4.5	40,000
5904	5	Ser	15 15.9	+02 16	Gl	13	14.0		3.6	35,000
6121	4	Scr	16 20.5	-26 24	Gl	14	13.9		5.2	24,000
6205	13	Her	16 39.9	+36 33	Gl	10	13.8		4.0	34,000
6218	12	Oph	16 44.6	-01 51	Gl	9	14.0		6.0	36,000
6254	10	Oph	16 54.5	-04 02	Gl	8	14.1		5.4	36,000
6341	92	Her	17 15.6	+43 12	Gl	8	13.9		5.1	36,000
6494	23	Sgr	17 54.0	-19 01	Op	27	10.2	120		2,200
6611	16	Ser	18 16.0	-13 48	Op	8	10.6	55		6,700
6656	22	Sgr	18 33.3	-23 57	Gl	17	12.9		3.6	22,000
7078	15	Peg	21 27.6	+11 57	Gl	7	14.3		5.2	43,000
7089	2	Aqr	21 30.9	-01 04	Gl	8	14.6		5.0	45,000
7092	39	Cyg	21 30.5	+48 13	Op	32	6.5	25		1,000
7654	52	Cas	23 22.0	+61 19	Op	13	11.0	120		4,400

GALACTIC NEBULAE

The galactic nebulae here listed have been selected to include the most readily observable representatives of planetary nebulae such as the Ring Nebula in Lyra, diffuse bright nebulae like the Orion nebula and dark absorbing nebulosities such as the Coal Sack. These objects are all located in our own galactic system. The first five columns give the identification and position as in the table of clusters. In the *Cl* column is given the classification of the nebula, planetary nebulae being listed as *Pl*, diffuse nebulae as *Dif*, and dark nebulae as *Drk*. *Size* indicates approximately the greatest apparent diameter in minutes of arc; and *m n* is the magnitude of the planetary nebula and *m ** is the magnitude of its central star. The distance is given in light years, and the name of the nebulae is added for the better known objects.

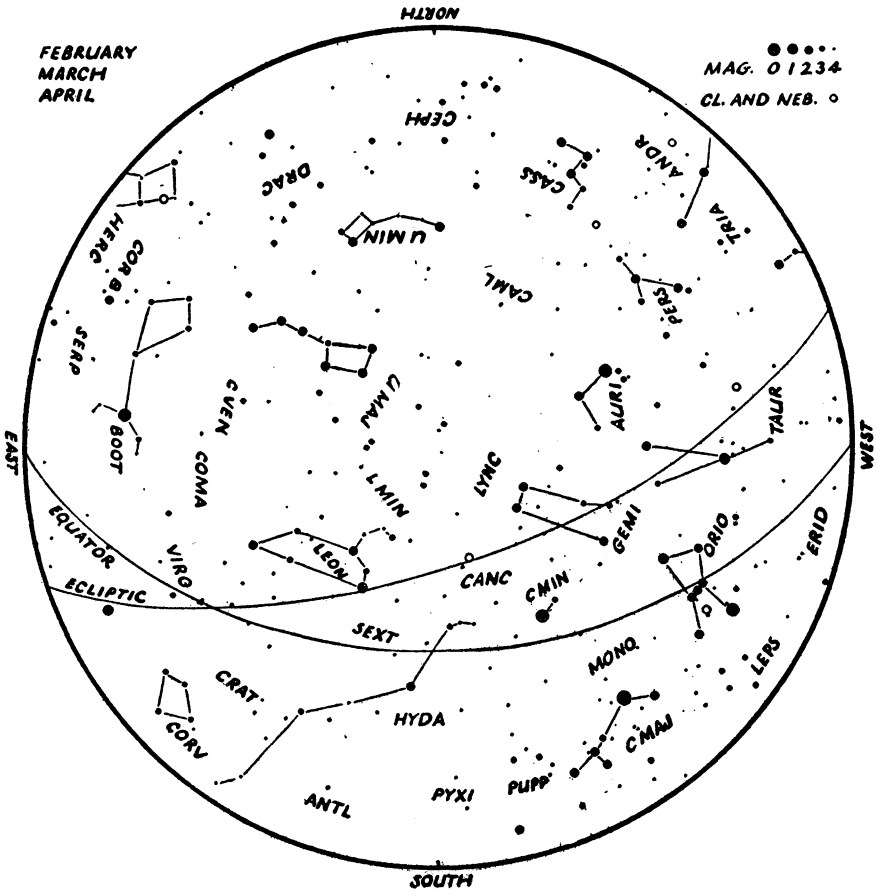
N.G.C.	M	Con	α 1950		δ	Cl	Size	m	n	m	*	Dist. ly.	Name
			h	m									
650	76	Per	01	38.3	+51 20	Pl	1.5	11	17			15,000	
1952	1	Tau	05	31.5	+21 59	Pl	6	11	16			10,000	Crab
1976	42	Ori	05	32.5	-05 25	Dif	30					1,800	Orion
B33		Ori	05	38.0	-02 29	Drk	4					300	Horsehead
2261		Mon	06	36.4	+08 47	Dif	2						Hubble's var
2392		Gem	07	26.2	+21 02	Pl	0.3	8	10			2,800	
2440		Pup	07	39.6	-18 05	Pl	0.9	11	16			8,600	
3587	97	UMa	11	11.8	+55 17	Pl	3.3	11	14			12,000	Owl
		Cru	12	48	-63	Drk	300					300	Coalsack
6210		Her	16	42.4	+23 54	Pl	0.3	10	12			5,600	
B72		Oph	17	20.5	-23 36	Drk	20					400	S nebula
6514	20	Sgr	17	59.3	-23 02	Dif	24					3,200	Trifid
B86		Sgr	17	59.9	-27 52	Drk	5						
6523	8	Sgr	18	00.6	-24 23	Dif	50					3,600	Lagoon
6543		Dra	17	58.6	+66 38	Pl	0.4	9	11			3,500	
6572		Oph	18	10.2	+06 50	Pl	0.2	9	12			4,000	
B92		Sgr	18	12.7	-18 15	Drk	15						
6618	17	Sgr	18	18.0	-16 12	Dif	26					3,000	Horseshoe
6720	57	Lyr	18	52.0	+32 58	Pl	1.4	9	14			5,400	Ring
6826		Cyg	19	43.5	+50 24	Pl	0.4	9	11			3,400	
6853	27	Vul	19	57.4	+22 35	Pl	8	8	13			3,400	Dumb-bell
6960		Cyg	20	43.6	+30 32	Dif	60						Network
7000		Cyg	20	57.0	+44 07	Dif	100						N. America
7009		Aqr	21	01.4	-11 34	Pl	0.5	8	12			3,000	
7662		And	23	23.4	+42 12	Pl	0.3	9	13			3,900	

EXTRA-GALACTIC NEBULAE

Among the hundreds of thousands of systems far beyond our own galaxy relatively few are readily seen in small telescopes. The following list contains a selection of the closer brighter objects of this kind. The first five columns give the catalogue numbers, constellation and position on the celestial sphere. In the column *Cl*, *E* indicates an elliptical nebula, *I* an irregular object, and *Sa*, *Sb*, *Sc* spiral nebulae, in which the spiral arms become increasingly dominant compared with the nucleus as we pass from *a* to *c*. The remaining columns give the apparent magnitude of the nebula, its distance in light years and the radial velocity in kilometers per second. As these objects have been selected on the basis of ease of observation, the faint, very distant objects which have spectacularly large red shifts, corresponding to large velocities of recession, are not included.

N.G.C.	M	Con	α 1950 δ		Cl	Dimens.	Mag.	Distance l.y.	Vel. km/sec
			h m	° ' ,					
221	32	And	00 39.9	+40 36	E	3×3	8.8	800,000	- 185
224	31	And	00 40.0	+41 00	Sb	160×40	5.0	800,000	- 220
SMC		Tuc	00 53	-72 38	I	220×220	1.5	100,000	+ 170
598	33	Tri	01 31.0	+30 24	Sc	60×40	7.0	700,000	- 70
LMC		Dor	05 21	-69 27	I	430×530	0.5	90,000	+ 280
3031	81	UMa	09 51.5	+69 18	Sb	16×10	8.3	2,400,000	- 30
3034	82	UMa	09 51.8	+69 58	I	7× 2	9.0	2,600,000	+ 290
3368	96	Leo	10 44.1	+12 05	Sa	7× 4	10.0	5,700,000	+ 940
3623	65	Leo	11 16.3	+13 22	Sb	8× 2	9.9	5,000,000	+ 800
3627	66	Leo	11 17.6	+13 16	Sb	8× 2	9.1	4,300,000	+ 650
4258		CVn	12 16.5	+47 34	Sb	20× 6	8.7	4,600,000	+ 500
4374	84	Vir	12 22.5	+13 09	E	3× 2	9.9	6,000,000	+1050
4382	85	Com	12 22.9	+18 28	E	4× 2	10.0	3,700,000	+ 500
4472	49	Vir	12 27.2	+08 16	E	5× 4	10.1	5,700,000	+ 850
4565		Com	12 33.9	+26 16	Sb	15× 1	11.0	7,600,000	+1100
4594		Vir	12 37.4	-11 20	Sa	7× 2	9.2	7,200,000	+1140
4649	60	Vir	12 41.1	+11 50	E	4× 3	9.5	7,500,000	+1090
4736	94	CVn	12 48.6	+41 24	Sb	5× 4	8.4	3,000,000	+ 290
4826	64	Com	12 54.3	+21 57	Sb	8× 4	9.2	1,300,000	+ 150
5005		CVn	13 08.6	+37 20	Sc	5× 2	11.1	6,600,000	+ 900
5055	63	CVn	13 13.6	+42 18	Sb	8× 3	9.6	3,600,000	+ 450
5194	51	CVn	13 27.8	+47 27	Sc	12× 6	7.4	3,000,000	+ 250
5236	83	Hya	13 34.2	-29 36	Sc	10× 8	8	2,900,000	+ 500
6822		Sgr	19 42.4	-14 53	I	20×10	11	1,000,000	- 150
7331		Peg	22 34.8	+33 59	Sb	9× 2	10.4	5,200,000	+ 500

STAR MAP 1

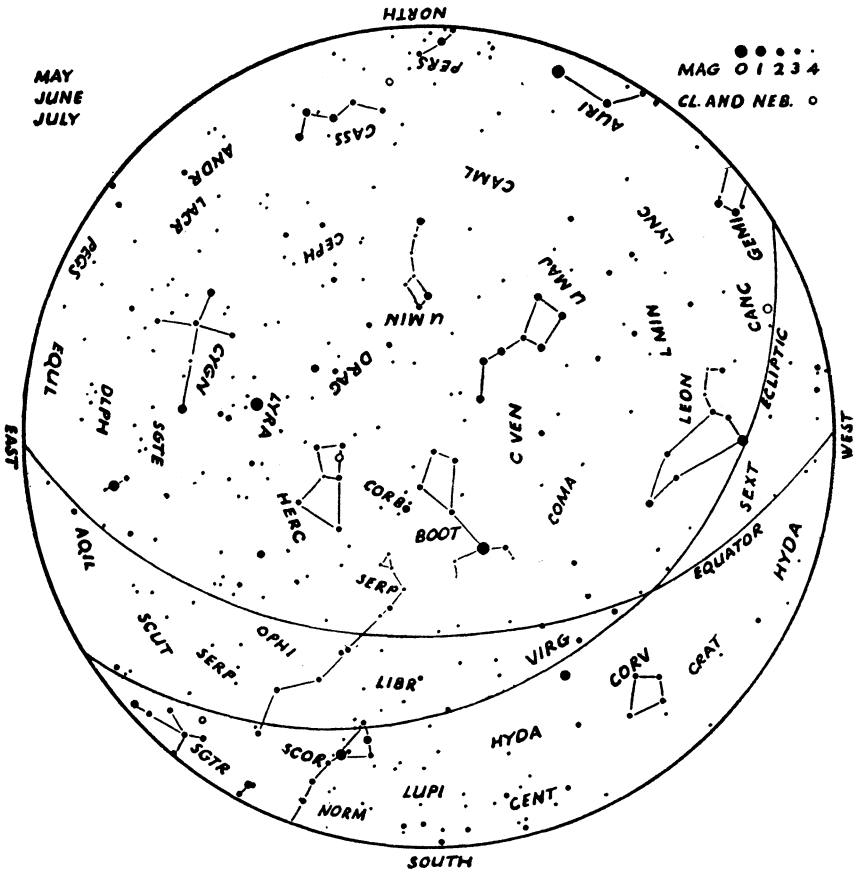


The above map represents the evening sky at

Midnight.....	Feb.	6
11 p.m.....	"	21
10 ".....	Mar.	7
9 ".....	"	22
8 ".....	Apr.	6
7 ".....	"	21

The centre of the map is the zenith, the circumference the horizon. To identify the stars hold the map so that the part of the horizon you are facing is down.

STAR MAP 2

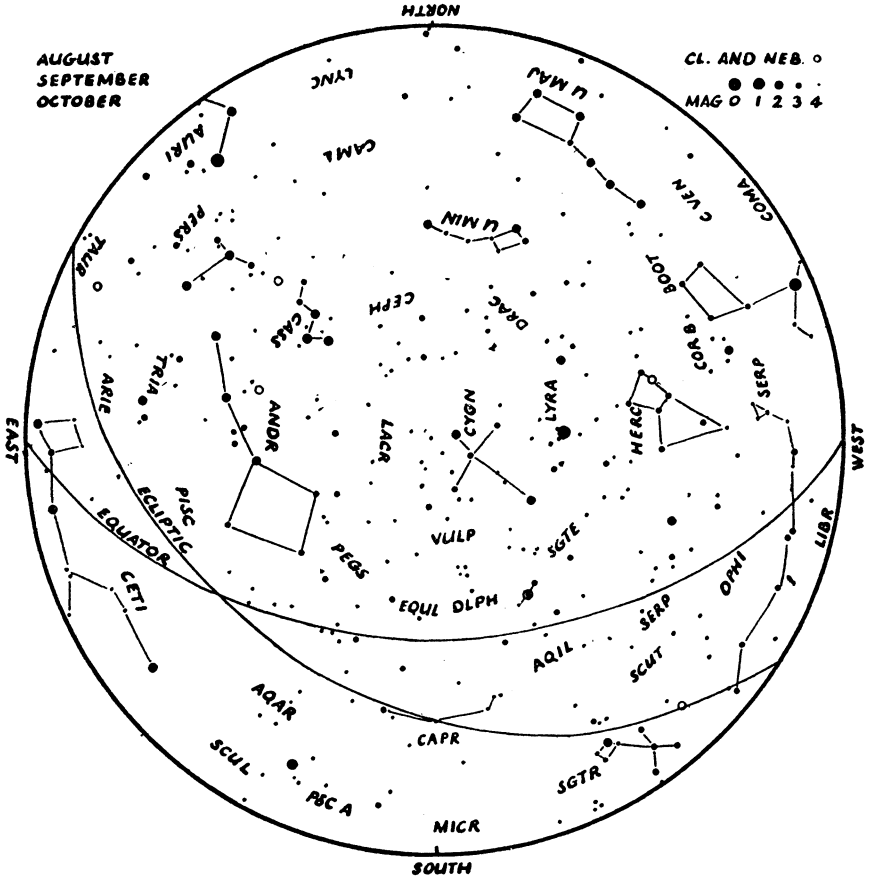


The above map represents the evening sky at

Midnight.....	May 8
11 p.m.....	" 24
10 "	June 7
9 "	" 22
8 "	July 6

The centre of the map is the zenith, the circumference the horizon. To identify the stars hold the map so that the part of the horizon you are facing is down.

STAR MAP 3



The above map represents the evening sky at

Midnight.....	Aug. 5
11 p.m.....	" 21
10 "	Sept. 7
9 "	" 23
8 "	Oct. 10
7 "	" 26
6 "	Nov. 6
5 "	" 21

The centre of the map is the zenith, the circumference the horizon. To identify the stars hold the map so that the part of the horizon you are facing is down.

EPHEMERIS FOR THE PHYSICAL OBSERVATION OF THE SUN

Date	P	B ₀	L ₀	Date	P	B ₀	L ₀
	°	°	°		°	°	°
Jan. 1	+ 2.27	-3.05	204.35	July 5	- 1.12	+3.32	282.62
6	- 0.16	-3.62	138.50	10	+ 1.15	+3.85	216.44
11	- 2.58	-4.16	72.65	15	+ 3.40	+4.34	150.28
16	- 4.95	-4.68	6.81	20	+ 5.60	+4.81	84.12
21	- 7.26	-5.15	300.98	25	+ 7.75	+5.25	17.97
26	- 9.49	-5.58	235.15	30	+ 9.83	+5.64	311.83
31	-11.63	-5.97	169.32	Aug. 4	+11.83	+6.00	245.70
Feb. 5	-13.65	-6.31	103.48	9	+13.73	+6.32	179.59
10	-15.54	-6.60	37.65	14	+15.52	+6.60	113.49
15	-17.31	-6.84	331.81	19	+17.21	+6.83	47.40
20	-18.94	-7.02	265.97	24	+18.78	+7.01	341.33
25	-20.42	-7.16	200.12	29	+20.21	+7.14	275.26
Mar. 2	-21.74	-7.23	134.26	Sep. 3	+21.51	+7.22	209.21
7	-22.91	-7.25	68.39	8	+22.67	+7.25	143.18
12	-23.92	-7.21	2.50	13	+23.69	+7.23	77.16
17	-24.75	-7.12	296.60	18	+24.55	+7.15	11.15
22	-25.42	-6.98	230.69	23	+25.25	+7.02	305.15
27	-25.92	-6.78	164.75	28	+25.78	+6.84	239.16
April 1	-26.24	-6.53	98.80	Oct. 3	+26.16	+6.61	173.18
6	-26.37	-6.24	32.82	8	+26.35	+6.33	107.21
11	-26.33	-5.90	326.83	13	+26.36	+6.00	41.25
16	-26.10	-5.52	260.82	18	+26.18	+5.63	335.30
21	-25.69	-5.10	194.79	23	+25.82	+5.21	269.35
26	-25.09	-4.64	128.73	28	+25.26	+4.76	203.41
May 1	-24.32	-4.15	62.66	Nov. 2	+24.50	+4.26	137.48
6	-23.35	-3.64	356.57	7	+23.54	+3.73	71.55
11	-22.22	-3.09	290.46	12	+22.40	+3.18	5.63
16	-20.91	-2.53	224.33	17	+21.05	+2.59	299.72
21	-19.44	-1.95	158.20	22	+19.53	+1.99	233.81
26	-17.82	-1.36	92.05	27	+17.82	+1.37	167.91
31	-16.05	-0.77	25.88	Dec. 2	+15.96	+0.74	102.01
June 5	-14.16	-0.16	319.71	7	+13.94	+0.10	36.12
10	-12.16	+0.44	253.53	12	+11.80	-0.54	330.24
15	-10.06	+1.04	187.35	17	+ 9.54	-1.18	264.37
20	- 7.89	+1.63	121.17	22	+ 7.21	-1.81	198.50
25	- 5.66	+2.21	54.99	27	+ 4.82	-2.42	132.63
30	- 3.40	+2.78	348.80	Jan. 1	+ 2.39	-3.02	66.78

P—The position angle of the axis rotation, measured eastward from the north point of the disk.

B₀—The heliographic latitude of the centre of the disk.

L₀—The heliographic longitude of the centre of the disk, from Carrington's solar meridian.

Carrington's Rotation Numbers—Greenwich date of commencement of the synodic rotations.

No.	Commences	No.	Commences	No.	Commences
1288	1949 Dec. 20.18	1293	1950 May 5.74	1298	1950 Sept. 18.84
1289	1950 Jan. 16.52	1294	June 1.96	1299	Oct. 16.13
1290	Feb. 12.86	1295	June 29.15	1300	Nov. 12.43
1291	Mar. 12.19	1296	July 26.36	1301	Dec. 9.74
1292	Apr. 8.49	1297	Aug. 22.59		

Continued from page 57.

METEORS AND METEORITES

Many common terrestrial stones have mistakenly been thought to have a meteoric origin, and any supposed meteorite should be investigated carefully. Contrary to popular belief, meteorites do not contain valuable minerals in quantities sufficient to make them of commercial interest, but they have a definite scientific value. Meteorites are of two main types, iron and stone. The irons have specific gravity ranging from 7 to 8 and are almost entirely composed of metallic nickel-iron. The stones have a specific gravity ranging from 2 to 4 or greater and, with very few exceptions, contain metallic inclusions that are revealed on grinding or filing the specimen. A freshly fallen meteorite is covered by a smooth black fusion crust but oxidation removes this where the object has lain in the ground for any length of time. Any object whose history and structure indicate that it is of meteoric origin should be submitted to some authority for further study

A more detailed discussion of both visual and photographic observations of meteors will be found in "General Instructions for Meteor Observing." Meteor observations for the United States may be sent to the American Meteor Society, Flower Observatory, Upper Darby, Pa.; those for Canada to the writer at the Dominion Observatory, Ottawa, Ont.

PRINCIPAL METEOR SHOWERS FOR THE NORTHERN HEMISPHERE

Shower	Approx. Radiant		Current Maximum Date	Spectacular Displays	Hourly Number (all meteors)	Duration (in days)	Abbreviations (for use in observing records)
	α	δ					
Quadrantids	232°	+52°	Jan. 3		20	4	Q
Lyrids	280	+37	Apr. 21		10	4	Y
Eta Aquarids	336	- 1	May 4		10	8	E
Delta Aquarids	340	-17	July 28		20	12	D
Perseids	47	+57	Aug. 12		50	25	P
Giacobinids	267	+55	Oct. 9	1933, 1946		1	J
Orionids	96	+15	Oct. 22		20	14	O
Taurids	56	+16	Nov. 10?			30	T
Leonids	152	+22	Nov. 16	1799, 1833, 1866, 1867	20	14	L
Bielids	25	+45	Nov. 27	1872, 1885			B
Geminids	110	+33	Dec. 12		30	14	G

REFLECT-O-SCOPE

The New Astronomical Telescope 4¼ inch Pyrex Reflector

Completely Finished Ready to Use ONLY \$59.00

Circular 2. Drop us a Card

J. M. SCOPEMASTER

337 E. 81 St., NEW YORK 28, N.Y.

WAR SURPLUS BARGAINS

Not Jap . . . but American Made, the Real Thing!

U.S. GOVT.'S 7 x 50 BINOCULARS . . .
ASSEMBLE THEM YOURSELF

Complete Optics! Complete Metal Parts!
Save More than 1/2 Regular Cost!



Here's an unusual opportunity to secure a really fine set of Binoculars at a big saving. Offered here are complete sets of Optics and Metal Parts for the 7 X 50 Binoculars. These components are new and all ready for assembly. We supply full instructions.

METAL PARTS—Set includes all Metal Parts—Completely finished—for assembly of 7 X 50 Binoculars. No machining required. A sturdy Binocular Carrying Case is optional with each set of Metal Parts.

Stock No. 842-J \$39.40 Postpaid
plus \$4.80 for Case—Total, \$44.20

OPTICS—Set includes all Lenses and Prisms you need for assembling 7 X 50 Binoculars. These Optics are in excellent condition—perfect or near perfect—and have new low reflection coating.

Stock No. 5102-J—7 X 50 Optics
\$25.00 Postpaid

NOTICE! If you buy both Binocular Optics and Binocular Metal Parts, add 20% Federal Tax.

ARMY'S 6 x 30 BINOCULARS

COMPLETE OPTICS & METAL PARTS—Model M-13A1, 6 X 30 Binoculars (Waterproof Model). Everything you need—ready for assembly. When finished will look like regular factory job costing \$102 to \$120. Optics are new, in perfect or near-perfect condition. Have new low reflection coating. Metal Parts new and perfect, all completely finished. Complete assembly instructions included.

Stock No. 830-J \$40.00 Postpaid plus \$8.00 tax—Total, \$48.00

\$1200.00 VALUE FOR \$95.00

SCISSORS TELESCOPE—Gives 100 times greater stereoscopic power than the unaided eye. Binocular type. Big field of view. 12 power. Furnished complete with tripod, mount and case. Used by Army and Navy for long distance spotting, target observation, etc. Used but good condition. Shipped f.o.b. Camden, N.J. (Weight approx. 79 lbs.)

Stock No. 952-J \$95.00

MOUNTED TELESCOPE EYEPIECE—Kellner type. Excellent astronomical and other telescopes. War Surplus. Government cost about \$18.00. Focal length 24 mm. Lens diameter 23 mm. Unusually wide field.

Stock No. 5189-J \$3.25 Postpaid

ADAPTER MOUNT (not surplus)—2 1/4" long with standard 1 1/2" O.D. for use on astronomical telescopes. Threaded so Stock No. 5189-J screws into it. Black anodized.

Stock No. 5190-J \$1.00 Postpaid

NEW BULLETIN on our BIG VARIETY OF PRISMS—Request Bulletin J.

CROSSLINE RETICLE—Diameter 29 mm.
Stock No. 2036-J 50c Postpaid

FIRST-SURFACE MIRRORS

	Postpaid		Postpaid
Stock No. 539-J—60 mm. X 80 mm.	75c	Stock No. 547-J—43 mm. X 140 mm.	50c
Stock No. 558-J—45 mm. X 74 mm.	50c	Stock No. 534-J—25 mm. X 29 mm.	25c

TELESCOPE EYEPIECE—Consists of 2 Achromatic Lenses, F. L. 28 mm. in a metal mount.
Stock No. 5140-J \$4.50 Postpaid

SIMPLE LENS KITS! — THE LENS CRAFTERS DELIGHT!

Fun for adults! Fun for children! Kits include plainly written, illustrated booklet showing how you can build lots of optical items. Use these lenses in photography for copying, ULTRA CLOSE-UP SHOTS, Microphotography, for "Dummy Camera," Kodachrome Viewer, Detachable Reflex View Finder for 35 mm. cameras, Stereoscopic Viewer, ground glass and enlarging focusing aids. And for dozens of other uses in experimental optics, building TELESCOPES, low power Microscopes, etc.

Stock No. 2-J—10 lenses. . . \$1.00 Postpaid Stock No. 5-J—45 lenses. . . \$5.00 Postpaid
Stock No. 10-J—80 lenses. . . \$10.00 Postpaid

SLIDE PROJECTOR SETS—Consist of all unmounted lenses you need to make the following size projectors:

Stock No. 4038-J—2 1/4" X 2 1/4" \$3.35 Postpaid Stock No. 4039-J—2 1/4" X 3 1/4" \$3.35 Postpaid
Stock No. 4035-J—35 mm. . . . \$4.85 Postpaid

TERRIFIC BARGAIN! BUBBLE SEXTANT. BRAND NEW and with Automatic Electric Averaging Device and Illuminated Averaging Disc for nighttime use. Govt. cost \$217. Though brand new, we have re-checked Bubble and Collimation and guarantee perfect working order.

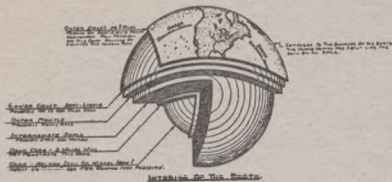
Stock No. 933-J \$22.50 Postpaid

We Have Literally Millions of WAR SURPLUS LENSES AND PRISMS FOR SALE AT BARGAIN PRICES. Write for Catalog "J"—FREE!

Order by Stock No. Satisfaction Guaranteed

EDMUND SALVAGE COMPANY BARRINGTON NEW JERSEY

ATOMS, PLANETS and STARS



Astronomical Wall Chart (NOT A STAR MAP)

2nd Edit. Revised & Further Developed
(Size 4 feet X 2 Feet) Nothing Else Like It

ASTRONOMY VISUALIZED BY GRAPHIC ILLUSTRATIONS

Illustrated by scaled drawings which show, at a glance, information that would otherwise take hours of reading and study to visualize.

"I was extremely pleased to receive your beautiful drawing which gives a vivid representation of our solar system. I have hung it on the wall of my room to look often at it. Sincerely yours."—DR. ALBERT EINSTEIN.

"The drawing is excellent and informative. You certainly have given an enormous amount of information in a limited space."—DR. FOREST RAY MOULTON.

"I have never before seen the various features of the solar system and the earth shown so skillfully."—DR. M. M. LEIGHTON.

"The author has produced for display in school or study, a useful quick reference sheet, for the student of elementary astronomy."—JOURNAL OF THE BRITISH INTERPLANETARY SOCIETY, London.

Note reduced sectional view through the earth, which is only one of many drawings included on this one chart.

Printed on 70-lb. Sonata Vellum 25% pure rag ledger paper.

Now \$3.50 Each

JAMES OLIVER HOGG, Jr.
Rm. 1840-R, 160 N. LaSalle St., Chicago 1, Illinois, U.S.A.

SKYSCOPE

The full 3½ inch portable, Astronomical Telescope that is unsurpassed in efficiency. Complete and ready to use. Has 1/4-wave aluminized mirror, 60 power dual-lens ocular and a machine-fitted equatorial mounting. Shows Saturn's Ring, Jupiter's 4 moons and close "double-stars" in excellent definition.

We invite your attention to our free and straightforward descriptive brochure. Price—\$25.00 plus expressage.

THE SKYSCOPE COMPANY, INC.

475-R Fifth Avenue

New York 17, N.Y.

COMPLETE TELESCOPES

Refracting and Reflecting type with Optical parts of the highest quality and mountings built for highest performance and durability.

SUPPLIES FOR AMATEUR TELESCOPE MAKERS

Ramsden eyepieces, Prisms, Finders, Star Diagonals, Mirror Cells, Combination Eyepiece and Prism Holders.

Price list folders on request.

C. C. YOUNG
25 Richard Road,
East Hartford 8, Connecticut.

EYEPIECE

and

OBJECTIVE BARGAINS

Send for Free List

F. W. BALLANTYNE

P. O. Box 382

Point Pleasant

New York